


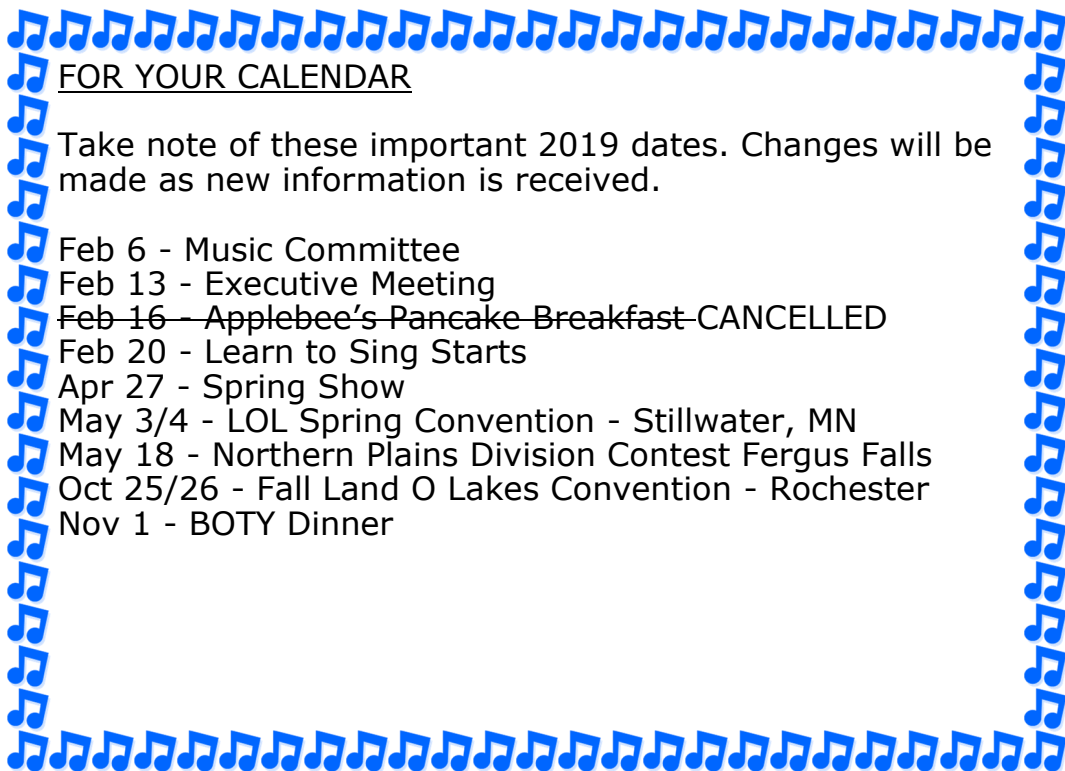


# Notes 4 U

Winnipeg, Manitoba, Canada  
Land O' Lakes, Barbershop Harmony Society  
[www.goldenchordsmen.com](http://www.goldenchordsmen.com)



30 January | Rehearsals - Wednesday 7:00 p.m. to 10:00 p.m. at St. Andrews United Church (basement) - 255 Oak Street | Issue 4 - 2019



## FOR YOUR CALENDAR

Take note of these important 2019 dates. Changes will be made as new information is received.

- Feb 6 - Music Committee
- Feb 13 - Executive Meeting
- ~~Feb 16 - Applebee's Pancake Breakfast - CANCELLED~~
- Feb 20 - Learn to Sing Starts
- Apr 27 - Spring Show
- May 3/4 - LOL Spring Convention - Stillwater, MN
- May 18 - Northern Plains Division Contest Fergus Falls
- Oct 25/26 - Fall Land O Lakes Convention - Rochester
- Nov 1 - BOTY Dinner

### Inside this issue:

#### Past, Present & Future

Please send any information for publication to me at: [rickimiles@shaw.ca](mailto:rickimiles@shaw.ca)

Thanks, Ricki ☺

#### February Birthdays

- Feb 1 - Brian Strong
- Feb 10 - Brian Duplak
- Feb 17 - David Petrie

Calendar & Past, Present & Future	1
Rehearsal Schedule	2
Song Learning Method	3
Performance Repertoire	4
Executive Committee Notes	5
Some-Buddies Program	6
Calendar - January & February	8
Editorial Page	9

## January 30, 2019

6:55 – 7:00	Assemble at chairs, get music ready
7:00 – 7:30	Warm-up/Vocal Production/Singing Readiness
7:30 – 7:50	DAYDREAM *** SECTIONAL
7:50 – 8:05	DAYDREAM – All Sections Together
8:05 – 8:20	Hooley
8:20 – 8:30	Harmony Collage
8:30 – 8:45	Business Meeting & Break
8:45 – 8:55	BARBER POLE CAT You Tell Me Your Dream - Pick up Quartets
8:55 – 9:15	Blue Moon 1 & 2
9:15 – 9:25	Imagine
9:25 – 9:35	TAG – Great Big Smile <a href="https://www.barbershoptags.com/tag-3512-Great-Big-">https://www.barbershoptags.com/tag-3512-Great-Big-</a>
9:35 – 9:45	I'm Feeling Fine
9:45	Draw, Final Song, Cleanup...

***Page 4 has repertoire lists current to January 24, 2019***

***Please have these songs with you at all rehearsals***

***If you don't have a Barber Pole Cat Pin, make sure you have your Barber Pole Cat Book (Volume 1) with you***



## Song Learning Method (Easy, Accurate and Fast!)

The key to fast song learning is to use the brain efficiently. Notes and rhythms are learned in one area of the brain. Lyrics are learned in a completely different part of the brain. When picking up a new song, the brain is capable of reading notes, rhythms and lyrics all together by “cross-firing” rapidly from one brain area to the other. Though the brain can accomplish the task, it does not remember well when cross-firing.

Instead, a method that allows the brain to focus only on notes and rhythms, then separately on lyrics, uses brain power much more efficiently for purposes of memorization. Accurate song learning becomes easier and faster.

**Method:** balance the left and right channels of your stereo so your voice part on the learning recording is loud enough to be easily heard above the other 3 parts.

**Listening Step**—While following your voice part notes on the sheet music (if you do not read music, follow the notes visually by contour—do not read the words, follow the notes), listen to your part without singing 2 to 4 times through depending on difficulty. Listen extra times to places that seem tough or that do not seem to match what you see on the sheet music.

[The recording and sheet music are pre-checked and should match—if you do find an error, please notify the music committee.]

**Doo-doo-doo Step**—Sing “doo-doo-doo” on your part 2 to 4 times through. Follow the notes with your eyes (as well as your ears)—do not look at the words. Learn to match the pitches and rhythms of the learning recording. Set the recording louder than your “doo-ing” and let it lead your learning. Again, “doo” extra times on the tough places. If there’s a place too tough to get from the recording, see your section leader—do not “shrug-off” and rehearse mistakes. On the final doo-ing pass, set the sheet music aside and let the recording lead your ears to the right pitches and rhythms.

**Muscle Memory Step**—Stand and silently mime the song 2 to 4 times through with the recording. Breathe and support as if actually singing words and notes. Form vowels and consonants with lips and tongue as if you were singing a perfect rendition. Silently create the physical throat and larynx formations for accurate pitches and freely produced tone as if singing a perfect unison duet with the recorded voice. On the final muscle memory pass, set the sheet music aside and let the recording lead your ears to the right muscle memory patterns.

**Full Singing Step**—Put it all together and fully sing with the recording. Let the recording continue to lead your learning on the first run-through or two. Then, on successive reps, gradually shift the channel balance on the stereo until you are tuning your voice to the other three parts quartet-style.

[Sectional break-outs: First learning session 30 to 50 minutes depending on song length and difficulty. **Second “brush-up” session at next chapter meeting 15 to 25 minutes if needed.**]

Material contained from "Learning A Song"  
Copyright © 2002 by Jay Giallombardo  
Copyright controlled by GSB Medal Music, Inc  
Used by Permission All Rights Reserved.

## **PERFORMANCE REPERTOIRE**

Can You Feel the Love Tonight  
Fun in Just one Lifetime  
Give Me A Barbershop Song  
He's Got the Whole World In His Hands  
Hello Mary Lou  
I'm Feeling Fine  
I've Been Working on the Railroad  
Imagine  
Irish Blessing  
Shenandoah  
Spiritual Medley  
The Lord's My Shepherd  
Under the Boardwalk  
White Cliffs of Dover  
When I'm 64

### **2019 Spring Show**

**So the final (as of January 24) song list for the spring show is:**

Blue moon (17 bar ballad, full doo-wop)  
Can You Feel the Love Tonight  
Daydream  
Harmony Collage  
Hooey  
I'm Feeling Fine  
Imagine  
Ob-La-Di, Ob-La-Da (L2SB)  
Shenandoah  
Sloop John B. (L2SB)  
Under the Boardwalk

The L2SB are the 2 songs selected for the Learn to sing better program

**\*\*\* IMPORTANT\*\*\***

**New music designated for Learn to sing will be passed out & put on the website when the Learn to sing program starts**


# Update on Everyone in Harmony

## By Bruce Wilton

As most of you are aware, the vote on Everyone in Harmony was almost evenly split between two options – keep the chorus all-male (42%) or allow women to join as a full mixed chorus(46%). The third option of have a men’s chorus and a mixed chorus rehearse on alternating weeks received 12% support.

With no clear majority provided by the membership in Wednesday’s vote, the Executive has decided to have another vote this coming Wednesday (January 30<sup>th</sup>) by knocking out the option of a male and a mixed chorus meeting on alternate weeks. The vote will therefore be between the two options noted above. It is the intention of the Executive to accept the majority results as the direction provided by the members of the Chapter and will move forward accordingly.

For those in town, you can only vote if you are present at the meeting. For those on vacation, please send your vote by email to [bruce.wilton@wsp.com](mailto:bruce.wilton@wsp.com).



## Annual Chorus Dues

Annual chorus dues are now payable. They are \$80.00 and can be paid in full now or split \$40.00 now and \$40.00 June 30th with a post dated cheque.



## 2019 Roster Roll-Out

by Brian Metcalfe

Chris Magas has just uploaded the 2019 RCS/WGC Roster to the “Members Only” section of our web page. We continue to adhere to the format of producing the Roster in the following two formats:

### 2019 Roster

- The handy, dandy one-page contact sheet is here:  
[2019 RCS Pocket Roster – Jan 23-2019](#)
- The full member roster is here: [2019 RCS ROSTER – Jan 23-2019](#)

The one page contact sheet (with the filename in lowercase letters) includes both the names and musical sections of all active & non-performing members of our chorus. In addition, the residential, cellular, and business phone numbers are provided, where applicable, with each member’s current email address. Most members print this single page and keep it handy near their computer so that they can, more easily, communicate with their friends.

On the other hand, the full member roster (with the filename in CAPITAL LETTERS) is a much more detailed document of 18 pages. Our Executive and leadership positions are identified, important upcoming dates listed, the chorus members are listed by musical section, and past presidents, award winners and alumni information are shared. Newer members will find this document particularly useful in helping to identify other chorus members since each member’s picture is included with his/her name, section and wife’s/partner’s name, as well as their postal address, telephone numbers, and email address similar to the sample illustrated below.

<b>Pressley, Alvis (lead) (Prisilla)</b>	
	2223 Main Street, R3R 3R3 Res: 024-123-4567 Cell: 024-765-4321 Bus: 024-999-9999 <a href="mailto:epressley@heartbreakhotel.com">epressley@heartbreakhotel.com</a>

I encourage all members to explore both documents and verify that their contact information is correct and accurate. Please advise Brian Metcalfe if there are any changes that need to be made. Thank you for your assistance. Take care & keep smiling :-)

# SOME-BUDDIES PROGRAM

*Sherrie Bredesen, Facilitator*



## What do we need to do?

**Be available at the beginning of the evening** to be enlisted to befriend a guest in your section  
**WEAR YOUR NAME TAG**

**Become a FRIEND** to a guest, not just someone who “takes care of him/her” for the first evening  
Be there each week and stick like glue (almost) for at least several weeks. If you have people to see, make sure he/she is talking to someone who will stay with him/her until you can be back

What does **BE A FRIEND** mean?

- Get to know him/her – music experience, hobbies, interest, skills, etc.
- Tell him/her about yourself too – **BE ENTHUSIASTIC!!!!**
- Be there for him/her on a weekly basis until the guest knows other people and branches off – this may take several weeks – remember that he/she knows no-one, or almost no-one ... yet!
- Introduce him/her to your friends in the chorus so that he/she gets comfortable with them too
- Introduce him/her to those sitting around them
- Always BRING them to others in order to get to know them – never *send them over*.

**WHO** should he/she meet? **When** and in what order? (USE NAMES FREQUENTLY so that he/she gets used to who they are)

- Membership personnel – does he/she know how to become a member? (this may not be the first question they have but when the time comes that he/she wants to know - Did he/she receive this info?)
- Director, Assistant Director(s), Section Leaders, Music Chair, Treasurer (at some point)
- Other members who are sitting beside or near them

**Answer his/her questions:**

- Reading Music: Treble or Bass Clef? Stems up or down – which notes should they sing on the music? What do the “X’s” mean on the music? Etc.
- Learning tapes – who will get these for him/her and when?
- When do they get to keep music and take it home to work on? Your membership personnel can answer these questions but you should make sure they are answered as they come up.

## Barbershop genre is different from other choruses/choirs - How?

- We have creative license in timing and delivery (Ballads are Ad Lib or have freedom to change time and delivery - "We rob Peter and pay Paul...")
- Wall to wall sound (smooth, legato, with emphasis on vowel sound, which should hit on the Downbeat, with softer consonants.) The *in tune* VOWEL sound is what makes our chords ring!
- The melody is surrounded by harmony parts instead of being on top
- Balance of each part is different and not equal, unlike other choral sound that is equal in volume
- Instead, Barbershop is triangular, Cone-shaped sound with Basses being the broadest, loudest sound, Baritones filling in the place between Lead and Bass with rich resonance, LEAD being predominant as they expressively carry the melody line, and Tenors singing clear and pure (mostly thirds in the chord structure) on top of the melody line
- Our chord structures, when sung correctly with correct notes and matched vowel sounds, will set off a series of higher pitched sounds that are called *OVERTONES*.
- Our music sounds "greater than the sum of its parts" in that the sound expands to sound like many more voices and notes.

## WHAT CAN WE DO TO KEEP HIM/HER HAPPILY COMING BACK EACH WEEK?

- **Call the guest the first week and tell him/her how much you enjoyed singing with and getting to know them**
- BE A FRIEND, not just a new buddy. **HE/SHE SHOULD NEVER BE LEFT STANDING OR SITTING ALONE.**
- What, ideally, would you like to have experienced when you were brand new to this chorus?
- Does he/she have transportation to the rehearsal each week? Does the guest live near you or one of our other members? Without putting another member on the spot, see if you can facilitate a ride
- Write down his/her phone number, address, etc. and have it with you each week
- Write down any ideas you might have regarding making this person into a friend
- What should you do if you and the guest just don't "click"? Talk to your Membership rep.
- What do you do if he/she stops coming out? A friend would phone to inquire...

## **BOTTOM LINE - MAKE A FRIEND BY BEING A FRIEND**





~ February 2019 ~

Sunday	Monday	Tuesday	Wednesday	Thursday	Friday	Saturday
					1	2
3	4	5	6 Music Team Meeting	7	8	9
10	11	12	13 Executive Meeting	14 	15	16 CANCELLED Apple- bee's Pancake-Break- fast-Fund-Raiser
17	18	19	20 Learn to Sing Better	21	22	23
24	25	26	27 Learn to Sing Better	28		

~ March 2019 ~

Sunday	Monday	Tuesday	Wednesday	Thursday	Friday	Saturday
					1	2
3	4	5	6 Music Team Meeting	7	8	9
10	11	12	13 Executive Meeting	14	15	16
17	18	19	20 Learn to Sing Better	21	22	23
24	25	26	27 Learn to Sing Better	28	29	30
31						

# Winnipeg Golden Chordsmen

## Notes 4 U

This is the official weekly bulletin of the Winnipeg Golden Chordsmen Chorus. For more information about us, go to our website:

[www.goldenchordsmen.com](http://www.goldenchordsmen.com)

Editor - Ricki Miles

Unless carrying a by-line or some form of credit to borrowed sources, all items in this bulletin are by the editor and do not necessarily reflect the opinions of the chapter or board. If anyone wishes to contribute anything to the next Notes 4 U, wishes to subscribe or un-subscribe, or has questions about any of the items in Notes 4 U, contact the editor or email distributor.



### 2019 Chapter Executive

President - Bruce Wilton  
Past President - Drummond Brown  
Executive VP - Vacant  
VP Membership & Chapter Development - Larry Bredesen  
VP Music and Performance - Duncan Zaluski  
VP Marketing & Public Relations - Drummond Brown  
Secretary - Charles Siegel  
Treasurer - Drummond Brown  
Chorus Manager - Chris Magas

### Board Members at Large

Larry Hunter Les Creek Charlie Siegel Art Gross

### 2019 Music Committee

VP Music and Performance - Duncan Zaluski  
Co-Directors - Sherrie Bredesen & Larry Hunter  
Assistant Director - Art Gross  
Tenor Section - Duncan Zaluski Asst. Art Gross  
Lead Section - Larry Hunter Asst. Charles Siegel  
Bass Section - Larry Bredesen Asst. Bruce Wilton  
Baritone Section - John Latham

### 2019 Leadership Positions

Accountant - Gary Miles  
Attendance and 50/50 - Norm Silverberg  
Awards Banquet Chairs - Gary & Ricki Miles  
Charities - Harold Casselman  
Xmas Chorus - Vacant  
Learn To Sing Program - Larry Bredesen  
Grey Cup Pool Chair - Vacant  
Historian - Gordon Billows  
Music Librarian - Duncan Zaluski  
Notes 4 U Editor - Ricki Miles  
Program Director - Duncan Zaluski  
Refreshments - Norm Silverberg, John Latham  
Sing Canada Harmony - Gordon Billows  
Sunshine - Harold Casselman  
Wardrobe - Les Creek, Charlie Siegel  
Website - Chris Magas  
Youth Outreach - Drummond Brown  
2019 Show Producer - Larry Bredesen  
2019 Show Chairman - Bruce Wilton

Chapter Advocate for the Winnipeg Chapter - Art Gross

