

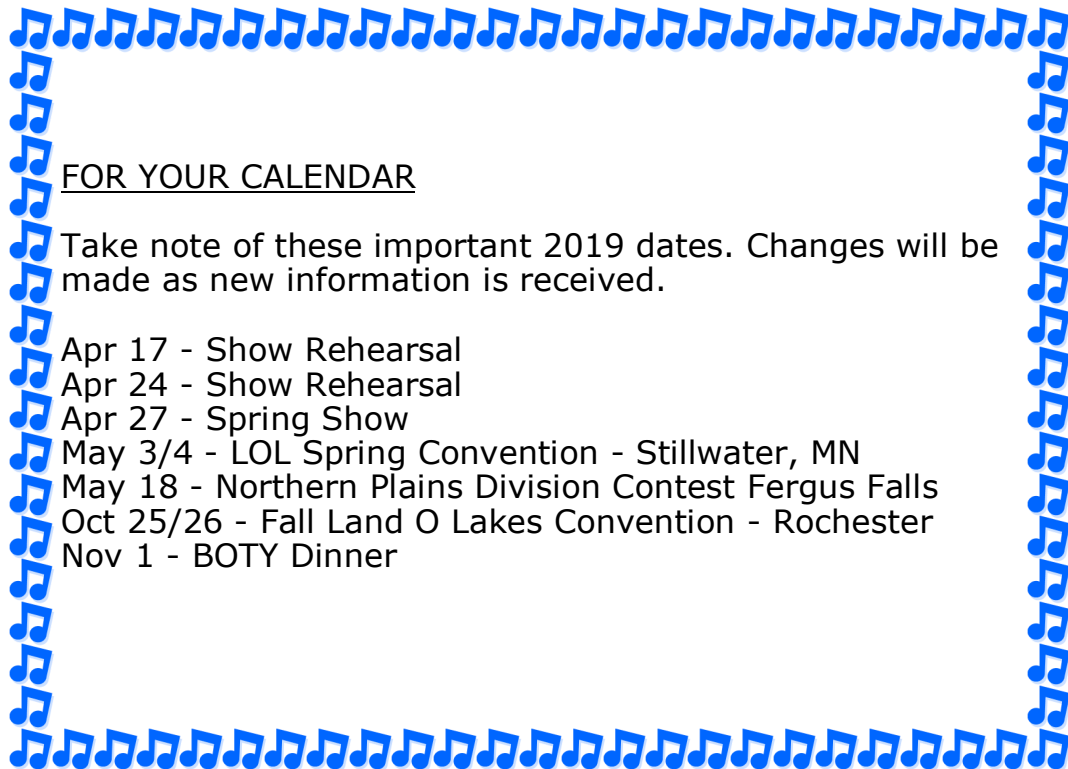


Notes 4 U

Winnipeg, Manitoba, Canada
Land O' Lakes, Barbershop Harmony Society
www.goldenchordsmen.com



13 March | Rehearsals - Wednesday 7:00 p.m. to 10:00 p.m. at St. Andrews United Church (basement) - 255 Oak Street | Issue 10- 2019



FOR YOUR CALENDAR

Take note of these important 2019 dates. Changes will be made as new information is received.

- Apr 17 - Show Rehearsal
- Apr 24 - Show Rehearsal
- Apr 27 - Spring Show
- May 3/4 - LOL Spring Convention - Stillwater, MN
- May 18 - Northern Plains Division Contest Fergus Falls
- Oct 25/26 - Fall Land O Lakes Convention - Rochester
- Nov 1 - BOTY Dinner

Inside this issue:

Past, Present & Future

Please send any information for publication to me by **Saturday noon** at: rickimiles@shaw.ca

Thanks, Ricki ☺



Funnies:

When the smog lifts in California, UCLA

Huge fight at the local seafood diner—battered fish everywhere!

I'm friends with 25 letters of the alphabet—I don't know Y...



Calendar & Past, Present & Future	1
Rehearsal Schedule	2
Song Learning Method	3
Performance Repertoire	4
Harmony Collage—Annual Show	5
How to Get Show Tickets	6
Learn to Sing Better—Week 3	7
Some-Buddies Program	7
Calendar - March & April	9
Editorial Page	10

Rehearsal Schedule - March 13, 2019

LEARN TO SING BETTER PROGRAM - WEEK 4

6:55 – 7:00	Assemble at chairs, get music ready Make sure guests have a “Buddy”
7:00 – 8:20	Warm-up Learn to sing better—Part 4 25 (?) min sectional—song 2 Daydream Everyone together Sloop John B.
8:20-8:30	BREAK
	This is the hard part to plan as numbers have been low (8 people after break last week). We hope everyone who can not make it to rehearsal is practicing on their own
8:30-9:45	Hooley Can You Feel The Love Tonight Blue Moon 1 & 2 Under the Boardwalk Harmony Collage Imagine Shenandoah I’m Feeling Fine
9:45	Business Meeting , Draw, Final Song, Cleanup...

Page 4 has repertoire lists current to March 3, 2019

Please have these songs with you at all rehearsals

OFF THE PAGE:

The Following songs should be off the page:

Can You Feel the Love Tonight, Imagine, Shenandoah, I’m Feeling Fine, Under the Boardwalk

As of March 20 Blue Moon 1(1st 17 bars) & Blue Moon 2 Should be Off The Page



Song Learning Method

(Easy, Accurate and Fast!)

The key to fast song learning is to use the brain efficiently. Notes and rhythms are learned in one area of the brain. Lyrics are learned in a completely different part of the brain. When picking up a new song, the brain is capable of reading notes, rhythms and lyrics all together by “cross-firing” rapidly from one brain area to the other. Though the brain can accomplish the task, it does not remember well when cross-firing.

Instead, a method that allows the brain to focus only on notes and rhythms, then separately on lyrics, uses brain power much more efficiently for purposes of memorization. Accurate song learning becomes easier and faster.

Method: balance the left and right channels of your stereo so your voice part on the learning recording is loud enough to be easily heard above the other 3 parts.

Listening Step—While following your voice part notes on the sheet music (if you do not read music, follow the notes visually by contour—do not read the words, follow the notes), listen to your part without singing 2 to 4 times through depending on difficulty. Listen extra times to places that seem tough or that do not seem to match what you see on the sheet music.

[The recording and sheet music are pre-checked and should match—if you do find an error, please notify the music committee.]

Doo-doo-doo Step—Sing “doo-doo-doo” on your part 2 to 4 times through. Follow the notes with your eyes (as well as your ears)—do not look at the words. Learn to match the pitches and rhythms of the learning recording. Set the recording louder than your “doo-ing” and let it lead your learning. Again, “doo” extra times on the tough places. If there’s a place too tough to get from the recording, see your section leader—do not “shrug-off” and rehearse mistakes. On the final doo-ing pass, set the sheet music aside and let the recording lead your ears to the right pitches and rhythms.

Muscle Memory Step—Stand and silently mime the song 2 to 4 times through with the recording. Breathe and support as if actually singing words and notes. Form vowels and consonants with lips and tongue as if you were singing a perfect rendition. Silently create the physical throat and larynx formations for accurate pitches and freely produced tone as if singing a perfect unison duet with the recorded voice. On the final muscle memory pass, set the sheet music aside and let the recording lead your ears to the right muscle memory patterns.

Full Singing Step—Put it all together and fully sing with the recording. Let the recording continue to lead your learning on the first run-through or two. Then, on successive reps, gradually shift the channel balance on the stereo until you are tuning your voice to the other three parts quartet-style.

[Sectional break-outs: First learning session 30 to 50 minutes depending on song length and difficulty. **Second “brush-up” session at next chapter meeting 15 to 25 minutes if needed.**]

Material contained from "Learning A Song"
Copyright © 2002 by Jay Giallombardo
Copyright controlled by GSB Medal Music, Inc
Used by Permission All Rights Reserved.



2019 Spring Show

The final (as of March 3) song list for the spring show is:

Blue moon (17 bar ballad, full doo-wop)
Can You Feel the Love Tonight
Daydream—Changed to L2SB 03/02/19
Harmony Collage
Hooley
I'm Feeling Fine
Imagine
Ob-La-Di, Ob-La-Da—DROPPED as of 03/03/19
Shenandoah
Sloop John B. (L2SB)
Under the Boardwalk

***** IMPORTANT***: The L2SB are the 2 songs selected for the Learn to Sing Better program and will be on the website and passed out next week**

PERFORMANCE REPERTOIRE

Group A: used in small performances & in annual show

Can You Feel the Love Tonight
Imagine
Shenandoah
Under the Boardwalk
I'm Feeling Fine

Group B: used in small performances (with group A) using established script
These songs should be reviewed at home on a regular basis and will be included on a rotating basis into weekly rehearsals

Fun in Just one Lifetime
Hello Mary Lou
Irish Blessing
When I'm 64

Group C: pool of songs used to fill performances when no quartets are available.
These songs **SHOULD** be reviewed at home on a regular basis and will be reviewed bi-weekly with rotation into the rehearsal schedule

Give Me A Barbershop Song
He's Got the Whole World In His Hands
I've Been Working on the Railroad
Spiritual Medley
The Lord is My Shepherd
White Cliffs of Dover

“Harmony Collage” - Our 2019 Annual Show

by Brian Metcalfe

This year’s annual show will be held on Saturday, April 27, 2019 at 7:00 pm. Following important feedback from our recent Christmas show at the Seven Oaks Performing Arts Centre (SPOAC), the Show Committee decided to move our annual show to Faith Lutheran Church at 1311 Dakota Street. We selected this venue because it has a large parking lot behind the church and there are no stairs to navigate as one enters the sanctuary.

We decided to make the ticket pricing structure more flexible while maintaining the “Adult” ticket price at \$20. For this show, we also have added a “Student” ticket at \$10 (for anyone who is 11 year or older attending a middle, senior years’ school, or post secondary institution). For those chorus members who have young grandchildren, who would like to attend, we have a special free “10 & Under” ticket. It is very important that, even though it costs nothing for these children to attend, they must each get a free ticket. We can only accurately determine the potential audience size, which in turn influences how many tickets we can sell at the door, by having an accurate accounting of the number of attending patrons, be they adults, students, or children.

Feedback from last year’s annual show indicated that the choice to have “Those Guys” as our guest performers was a stroke of genius. Patrons raved about the energy and love of a capella that these talented young men shared with the audience. We are delighted to be able to once again have “Those Guys” demonstrate their vocal talents with our patrons and have

	River City Sound proudly presents HARMONY COLLAGE Guest Performers: THOSE GUYS Saturday, April 27, 2019 Faith Lutheran Church - 1311 Dakota St. Doors Open 6:15 pm - Show Time 7:00 pm #425 <i>RUSH SEATING</i> <i>Adult: \$20</i>	
	HARMONY COLLAGE Guest Performers: THOSE GUYS Sat. Apr. 27, 2019 Doors Open: 6:15 Show Time: 7:00 Faith Lutheran Church 1311 Dakota St. #425	

	River City Sound proudly presents HARMONY COLLAGE Guest Performers: THOSE GUYS Saturday, April 27, 2019 Faith Lutheran Church - 1311 Dakota St. Doors Open 6:15 pm - Show Time 7:00 pm #550 <i>RUSH SEATING</i> <i>Student: \$10</i>	
	HARMONY COLLAGE Guest Performers: THOSE GUYS Sat. Apr. 27, 2019 Doors Open: 6:15 Show Time: 7:00 Faith Lutheran Church 1311 Dakota St. #550	

	River City Sound proudly presents HARMONY COLLAGE Guest Performers: THOSE GUYS Saturday, April 27, 2019 Faith Lutheran Church - 1311 Dakota St. Doors Open 6:15 pm - Show Time 7:00 pm #625 <i>RUSH SEATING</i> <i>10 & Under: Free</i>	
	HARMONY COLLAGE Guest Performers: THOSE GUYS Sat. Apr. 27, 2019 Doors Open: 6:15 Show Time: 7:00 Faith Lutheran Church 1311 Dakota St. #625	



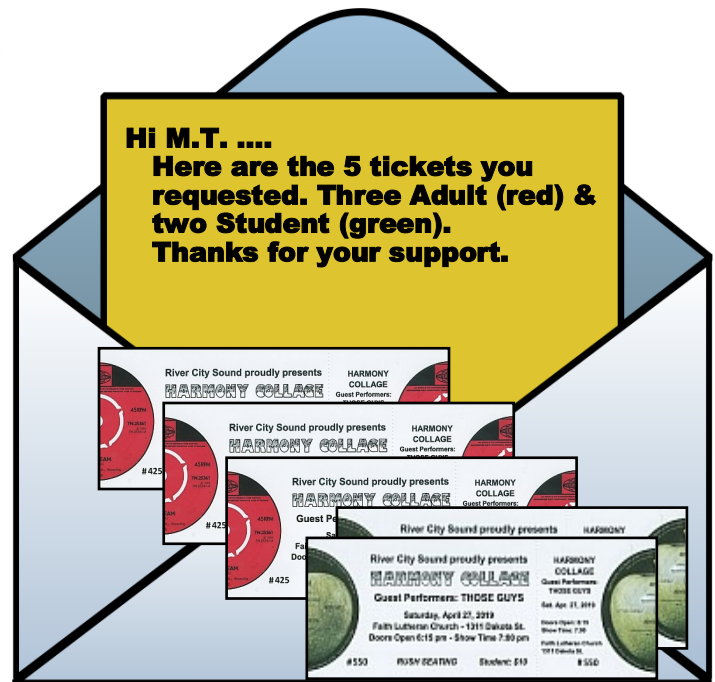
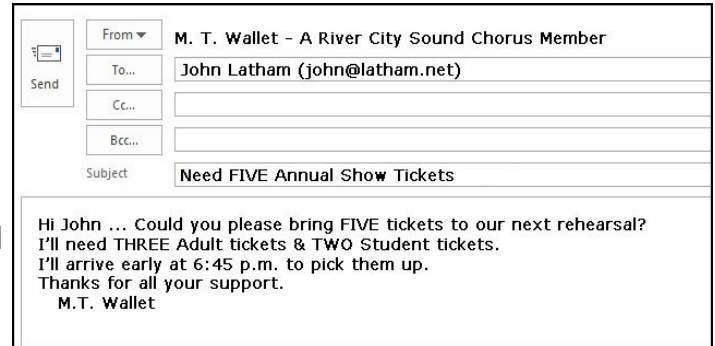
How To Get Your 2019 “Harmony Collage” Tickets

by Brian Metcalfe

Over the next seven rehearsals, John and Mary Latham have volunteered to distribute “Harmony Collage” tickets to all chorus members including our “Learn Sing Better” individuals. This year’s annual show will be held on Saturday, April 27, 2019 at Faith Lutheran Church at 1311 Dakota Street. There will be one show starting at 7:00 pm with the doors opening at 6:15 pm. Since all tickets, be they “Adult” (\$20), “Student” (\$10), or “10 & Under” (Free), are RUSH SEATING, encourage patrons to arrive early to get the best seats.

All sales transactions MUST BE COMPLETED on or before Wednesday, Apr. 24th. In order to keep the ticket/funds transfer to a minimum at rehearsal, so as to not disrupt our learning, I ask all members to do the following:

1. Please send an email (john@latham.net) to John **BEFORE** the next rehearsal, advising him as to how many Adult, Student, or “10 & Under” tickets you need.
2. This courtesy provides John & Mary the luxury of documenting the proposed transactions at home. **All members are encouraged to sell a minimum of two tickets, as this is one of our major fundraisers.**
3. Please come to rehearsal early or stay at the end, to allow John & Mary the necessary time to hand you an envelope containing the tickets that you requested. **Make certain to count your tickets at this time.**
4. Certainly, Mary & John will have extra tickets at rehearsal for those who have forgotten to email them in advance, but please **do your best to help them plan, by emailing first.**
5. Should you sell tickets for cash, please convert the amount to a personal cheque. Remember, **all cheques should be made payable to the “Winnipeg Golden Chordsmen”.**
6. **John & Mary would like payment in an envelope on or before April 24th** as well. Please indicate on the envelope, your name, the number of tickets received, the number of tickets sold, appropriate cheque(s) for your sold tickets, and any returned tickets. If there are cheques from individuals (other than yourself), please indicate their name(s) on the outside of the envelope. to help identify all cheques & sales for proper credit.
7. Such detailed documentation and cheques provide a “paper trail” which is helpful in determining an accurate sales figure. Thank you for your assistance in this manner.



Learn to Sing Better—WEEK 3

by Les Creek

Week 3 - another excellent response to the L2SB program! 2 new prospects joined us last evening and seem to fit in well with the 14 other participants.

Great progress is being made on Sloop John B, and guest director Vic Hooper was a wealth of knowledge. One significant change though; we will NOT be singing Ob-La-Di, Ob-La-Da in the spring show, due to the difficulty in some of the parts. Instead, the L2SB participants will learn Daydream as their second song. We gave them their first taste of singing on the risers, and talked a little about riser discipline (be quiet, pay attention to the director, know your music, etc.).

Again, there were more L2SB participant than chorus members, although our numbers are rising, so again please make every effort to join us next Wednesday. We especially need leads as that is where most of the prospects are singing at this time (Chris and Brian were stretched thin last night - thanks to both of you for stepping up and helping so much!).

SOME-BUDDIES PROGRAM

Sherrie Bredesen, Facilitator

What do we need to do?

Be available at the beginning of the evening to be enlisted to befriend a guest in your section
WEAR YOUR NAME TAG

Become a FRIEND to a guest, not just someone who “takes care of him/her” for the first evening. Be there each week and stick like glue (almost) for at least several weeks. If you have people to see, make sure he/she is talking to someone who will stay with him/her until you can be back.

What does **BE A FRIEND** mean?

- Get to know him/her – music experience, hobbies, interest, skills, etc.
- Tell him/her about yourself too – **BE ENTHUSIASTIC!!!!**
- Be there for him/her on a weekly basis until the guest knows other people and branches off – this may take several weeks – remember that he/she knows no-one, or almost no-one ... yet!
- Introduce him/her to your friends in the chorus so that he/she gets comfortable with them too
- Introduce him/her to those sitting around them
- Always BRING them to others in order to get to know them – never *send them over*.

WHO should he/she meet? **When** and in what order? (USE NAMES FREQUENTLY so that he/she gets used to who they are)

- Membership personnel – does he/she know how to become a member? (this may not be the first question they have but when the time comes that he/she wants to know - Did he/she receive this info?)
- Director, Assistant Director(s), Section Leaders, Music Chair, Treasurer (at some point)
- Other members who are sitting beside or near them

Answer his/her questions:

- Reading Music: Treble or Bass Clef? Stems up or down – which notes should they sing on the music? What do the “X’s” mean on the music? Etc.
- Learning tapes – who will get these for him/her and when?
- When do they get to keep music and take it home to work on? Your membership personnel can answer these questions but you should make sure they are answered as they come up.

Barbershop genre is different from other choruses/choirs - How?

- We have creative license in timing and delivery (Ballads are Ad Lib or have freedom to change time and delivery - “We rob Peter and pay Paul....”)
- Wall to wall sound (smooth, legato, with emphasis on vowel sound, which should hit on the Downbeat, with softer consonants.) The *in tune* VOWEL sound is what makes our chords ring!
- The melody is surrounded by harmony parts instead of being on top
- Balance of each part is different and not equal, unlike other choral sound that is equal in volume
- Instead, Barbershop is triangular, Cone-shaped sound with Basses being the broadest, loudest sound, Baritones filling in the place between Lead and Bass with rich resonance, LEAD being predominant as they expressively carry the melody line, and Tenors singing clear and pure (mostly thirds in the chord structure) on top of the melody line
- Our chord structures, when sung correctly with correct notes and matched vowel sounds, will set off a series of higher pitched sounds that are called *OVERTONES*.
- Our music sounds “greater than the sum of its parts” in that the sound expands to sound like many more voices and notes.

WHAT CAN WE DO TO KEEP HIM/HER HAPPILY COMING BACK EACH WEEK?

- **Call the guest the first week and tell him/her how much you enjoyed singing with and getting to know them**
- BE A FRIEND, not just a new buddy. **HE/SHE SHOULD NEVER BE LEFT STANDING OR SITTING ALONE.**
- What, ideally, would you like to have experienced when you were brand new to this chorus?
- Does he/she have transportation to the rehearsal each week? Does the guest live near you or one of our other members? Without putting another member on the spot, see if you can facilitate a ride
- Write down his/her phone number, address, etc. and have it with you each week
- Write down any ideas you might have regarding making this person into a friend
- What should you do if you and the guest just don’t “click”? Talk to your Membership rep.
- What do you do if he/she stops coming out? A friend would phone to inquire...

BOTTOM LINE - MAKE A FRIEND BY BEING A FRIEND



~ March 2019 ~

Sunday	Monday	Tuesday	Wednesday	Thursday	Friday	Saturday
					1	2
3	4	5	6 Music Team Meeting Learn to Sing Better	7	8	9
10	11	12	13 Executive Meeting Learn to Sing Better	14	15	16
17	18	19	20 Learn to Sing Better	21	22	23
24	25	26	27 Learn to Sing Better	28	29	30
31						

~ April 2019 ~

Sunday	Monday	Tuesday	Wednesday	Thursday	Friday	Saturday
	1	2	3 Music Team Meeting Learn to Sing Better	4	5	6
7	8	9	10 Executive Meeting	11	12	13
14	15	16	17 Show Rehearsal	18	19	20
21	22	23	24 Show Rehearsal	25	26	27 Annual Show— Harmony Collage
28	29	30				

River City Sound

Notes 4 U

This is the official weekly bulletin of the River City Sound Chorus. For more information about us, go to our website:

www.goldenchordsmen.com

Editor - Ricki Miles

Unless carrying a by-line or some form of credit to borrowed sources, all items in this bulletin are by the editor and do not necessarily reflect the opinions of the chapter or board. If anyone wishes to contribute anything to the next Notes 4 U, wishes to subscribe or un-subscribe, or has questions about any of the items in Notes 4 U, contact the editor or email distributor.



2019 Chapter Executive

President - Bruce Wilton
Past President - Drummond Brown
Executive VP - Vacant
VP Membership & Chapter Development - Larry Bredesen
VP Music and Performance - Duncan Zaluski
VP Marketing & Public Relations - Drummond Brown
Secretary - Charles Siegel
Treasurer - Drummond Brown
Chorus Manager - Chris Magas

Board Members at Large

Larry Hunter Les Creek Charlie Siegel Art Gross

2019 Music Committee

VP Music and Performance - Duncan Zaluski
Co-Directors - Sherrie Bredesen & Larry Hunter
Assistant Director - Art Gross
Tenor Section - Art Gross
Lead Section - Larry Hunter Asst. Charles Siegel
Bass Section - Larry Bredesen Asst. Bruce Wilton
Baritone Section - Duncan Zaluski Asst. John Latham

2019 Leadership Positions

Accountant - Gary Miles
Attendance and 50/50 - Norm Silverberg
Awards Banquet Chairs - Gary & Ricki Miles
Charities - Harold Casselman
Xmas Chorus - Vacant
Learn To Sing Program - Larry Bredesen
Grey Cup Pool Chair - Vacant
Historian - Gordon Billows
Music Librarian - Duncan Zaluski
Notes 4 U Editor - Ricki Miles
Program Director - Duncan Zaluski
Refreshments - Norm Silverberg, John Latham
Sing Canada Harmony - Gordon Billows
Sunshine - Harold Casselman
Wardrobe - Les Creek, Charlie Siegel
Website - Chris Magas
Youth Outreach - Drummond Brown
2019 Show Producer - Larry Bredesen
2019 Show Chairman - Bruce Wilton

Chapter Advocate for the Winnipeg Chapter - Art Gross

