




# Notes 4 U

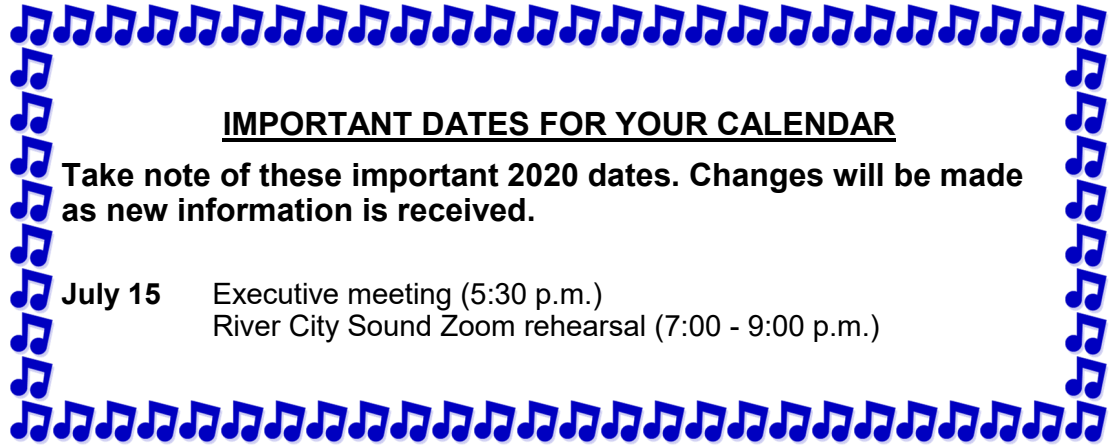
Winnipeg, Manitoba, Canada  
Land O' Lakes, Barbershop Harmony Society  
[www.rivercitysound.ca](http://www.rivercitysound.ca)



15 July 2020

Rehearsals - Wednesday 7:00 p.m. to 10:00 p.m. at St. Andrews United Church (basement) - 255 Oak Street

Vol 2020 Issue 28



## IMPORTANT DATES FOR YOUR CALENDAR

Take note of these important 2020 dates. Changes will be made as new information is received.

**July 15** Executive meeting (5:30 p.m.)  
River City Sound Zoom rehearsal (7:00 - 9:00 p.m.)

Inside this issue:

**15 July 2020**

Important Dates, Past Present & Future, Permanent Zoom Rehearsal Link	1
Chorus Rehearsal Plans and Update	2
RCS Virtual Chorus Phase 3 - Instructions for Individual Video Recording	3-5
Rehearsal Schedule, Info on Permanent Zoom Rehearsal Link	6
Voice Coaching Still Available	7
Sing Canada Harmony Presentations	8
July 8, 2020 - Social Evening Photos	9
To Brighten Your Spirits During These Trying Times	10
Calendars - June & July	11
Editorial Page	12

### PAST, PRESENT & FUTURE

Please send any information for publication to Krista by **Saturday noon** at:

kristahanisgervais@gmail.com

Thanks, Krista ☺



### PERMANENT ZOOM MEETING REHEARSAL LINK

Join Zoom Meeting:

[https://us02web.zoom.us/j/84457343549?](https://us02web.zoom.us/j/84457343549?pwd=ZGJmeUIJTl5Nnp1Ly9sNGQxYkxPUT09)

[pwd=ZGJmeUIJTl5Nnp1Ly9sNGQxYkxPUT09](https://us02web.zoom.us/j/84457343549?pwd=ZGJmeUIJTl5Nnp1Ly9sNGQxYkxPUT09)

Meeting ID: 844 5734 3549

Password: 974496



# CHORUS REHEARSAL PLANS AND UPDATE

From Paul Bullock

Wow, did we ever get great weather for the Social Evening on Wednesday! Thirty-two people successfully navigated to the wilds of Phil-Chris Way for an excellent evening of socializing and fun. We all missed our hugs and handshakes but the fellowship was very evident nonetheless. I'm sure everyone will be receptive to another in-person gathering in August. Stay tuned!

On Wednesday, the Executive Committee will meet and finalize a schedule for the remainder of the summer and early fall. We will be taking a break from zoom rehearsals for a short time and scheduling another in-person social event.

At the zoom rehearsal this week we will continue to work on our songs as well as turning our attention to making *individual video recordings*. Detailed instructions are included in this week's newsletter. Our goal is to have all of the components (good quality composite audio track from Les; good quality video recordings from individuals) ready for our contract student to begin putting together a composite by *July 31*. It is ambitious but our members have already demonstrated the ability to handle any technical challenges. We just need to ensure that, as individuals, we provide good audio tracks and video recordings. If we all do that, the composite will come together very well. Thanks to Bruce, Larry B, Duncan, Les, Brian and everyone else who has researched this process and provided critical information that we need to successfully reach this goal. The support that we provide each other within this chorus is truly remarkable.

"See you" all on Wednesday evening. We expect a guest from Morden will join us. Keep singing!

# RIVER CITY SOUND VIRTUAL CHORUS PROJECT PHASE 3 - INSTRUCTIONS FOR INDIVIDUAL VIDEO RECORDING

(Thanks Bruce, Larry B and Brian for these detailed instructions.)

## 1. Camera Settings

- a. Go to camera settings on your smartphone, tablet, PC or Mac and set the record video setting to 1080p @ 30fps (frames per second). [e.g. on an Apple device: open “settings”, scroll down to “camera”, tap on “record video”, select setting as above]

## 2. Location of Camera

- a. Place the camera at eye level and on a stable surface that will not move during the recording.
- b. Make sure the camera is in landscape orientation (horizontal, not vertical).
- c. Be sure that the camera points to your upper body [you will be able to “perform” more naturally if you are standing when recording]

## 3. Dress

- a. Please wear the new blue River City Sound short sleeved golf-style shirt. [if you do not have one, contact Les]

## 4. Lighting

- a. Put lights in front of you (Bright backgrounds mean dark faces)
- b. Turn on room lights
- c. No open windows or lamps in the scene

## 5. Background

- a. Try to have a light neutral background
- b. Try to avoid having any clutter in the background

## 6. Get Prepared to Record

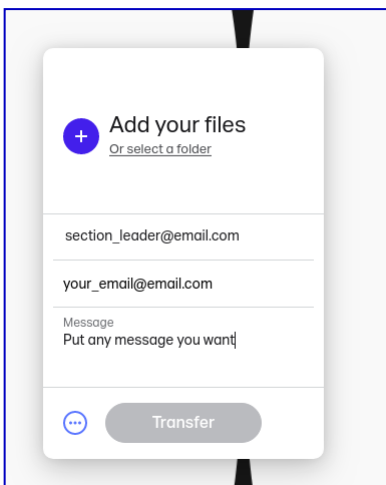
- a. Get the learning track ready to play. You don't need to use earbuds or headphones as the audio track is not going to be used.
- b. Check that the device you are using to record is ready to record.

## 7. Recording

- a. Start your recording device.
- b. Start the learning track.
- c. Clap to each beat of the metronome (this is used to sync the video). [clap to each of the 6 beats]
- d. Sing your part as if you were onstage. Remember that only the video portion is going to be used so don't worry if you don't sing your best but ensure you have the correct words and correct timing. Make your visual performance outstanding!
- e. Once you have finished singing wait a few seconds and then stop the recording.
- f. Review the video to ensure you are satisfied with the results. If not, do a "re-take".
- g. Once you have a satisfactory video, save it to your photo library and rename the file. Include your name and the part you sing (e.g. "DL-Larry B\_bass").

## 8. Upload your Video

- a. Open "[wetransfer.com](https://wetransfer.com)" in whatever web browser you normally use.
- b. Tap on "Send a file?"
- c. Tap on "+ Add your files"



- d. Tap on "Photo Library"
- e. Tap on the video in the photo library
- f. Tap on "Done"
- g. Tap on the "Message" box and add the message (if any) plus video identification (song, name, voice part)
- h. Tap on "Next"

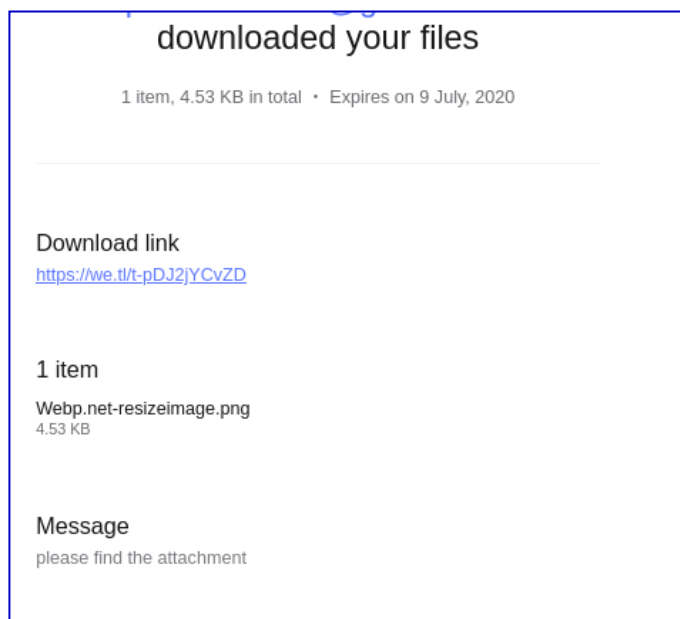
- i. Tap on "Send an email"
- j. Tap on "Next"
- k. Tap on "Add email address" and enter the address of your Section Leader

Section	Leader	Residence	Cell	Email
Tenor	Duncan Zaluski	204-999-7233		<a href="mailto:dztenor@gmail.com">dztenor@gmail.com</a>
Lead	Chris Magas	204-669-3330	204-941-1639	<a href="mailto:magasman@mymts.net">magasman@mymts.net</a>
Baritone	Paul Bullock	204-475-4278		<a href="mailto:prof.p.bullock@gmail.com">prof.p.bullock@gmail.com</a>
Bass	Larry Bredesen	204-477-8023	204-230-5464	<a href="mailto:larrybredesen@gmail.com">larrybredesen@gmail.com</a>

- l. Tap on "transfer". If the process was done successfully, an email will appear in your inbox confirming that "Your files were sent successfully to ...."

## 9. Section Leader Instructions

- a. When someone sends a video file, the section leader will get a notification email and a link to download that video. Click on the link and download it.



- b. The section leader receives the video file and reviews it. The section leader has the option to share the video with the co-directors if uncertain about the acceptability of the performance.
- c. Once a video has been approved, the section leader will upload **approved videos** to the videographer using WeTransfer.

# REHEARSAL SCHEDULE - JULY 15, 2020

## VIRTUAL SINGING WEEK 10

From Duncan Zaluski

**PLEASE MAKE SURE YOU HAVE: ALL OF YOUR NEW MUSIC, CURRENT REPERTOIRE, BARBERPOLECAT SONG**

6:55 – 7:10	Login and greetings
7:10 – 7:25	Warm up
7:25 – 7:40	Bridge over Troubled Water
7:45 – 8:05	Stand By Me
8:10 – 8:20	Business Meeting & Break
8:20 – 8:25	Barber Polecat: The Story of the Rose (Heart of My Heart)
8:30 – 8:45	Hello Mary Lou (Off the Page June 3)
8:45 – 9:00	Repertoire Review Under the Boardwalk Harmony Collage

### Current Show Repertoire:

Blue Moon(s)  
Can You Feel the Love Tonight?  
Daydream  
Dream Lover  
Harmony Collage  
I'm Feeling Fine



Imagine  
Irish Blessing  
O Canada  
Shenandoah  
Under the Boardwalk  
When I'm 64

## INFORMATION ON PERMANENT ZOOM REHEARSAL LINK

From Paul Bullock

You can use the same link to join the Wednesday night zoom rehearsals every week (see below). It was shared with Jay Althof to be included in the list of virtual rehearsals in the district so that members from other chapters could join us.

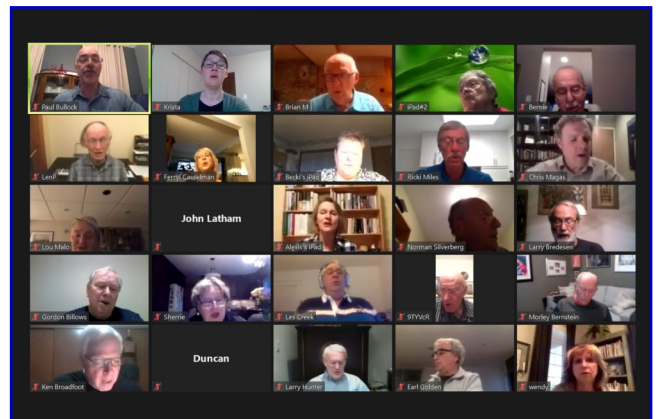
You should be able to click on the link itself or enter the meeting ID and password.

Join Zoom Meeting

<https://us02web.zoom.us/j/84457343549?pwd=ZGJmeUIJTjXl5Nnp1Ly9sNGQxYkxPUT09>

Meeting ID: 844 5734 3549

Password: 974496



# VOICE COACHING STILL AVAILABLE

From Sherrie Bredesen

- I will continue to give some feedback/coaching for any of our chorus singers who are interested in receiving some one on one time, either on FACETIME or by phone.
- I am still available on Tuesday afternoons from 1 - 3 pm.
- I will add some evening slots if necessary.
- I will try to accommodate everyone as well as I can.
- Each slot will be at least 20 minutes or more if you want/need more and I am free. (My voice lesson students would have been paying about \$25 for this time but for this one time offer....book it now at absolutely no cost!)
- Call me at home (**204-477-8023**) or email me at: [sbredesen@gmail.com](mailto:sbredesen@gmail.com) to book your mini voice lesson while time permits.
- One way to approach this type of coaching is to record yourself singing with the learning track in the background, loud enough for me to hear, but not too loud in that it overpowers your singing. Send this to me and I will listen to it and give you feedback. And work with you on Facetime or phone.
- You could then record again (with the learning track in your ear) so only your voice will be heard on the recording. This one can be sent to Les for our chorus recording adventure.
- I hope that many of you will take advantage of this opportunity. I have been teaching voice students for around 40 years and have learned a thing or two about Barbershop as well through those same years.
- Let's take the skills you bring and continue to develop them a little further.
- Let's have fun with this! You all are talented singers or you wouldn't be in the River City Sound Chorus!
- *By the way, please remember that your section leaders (and Co-Director Larry H.) are also available to give you feedback and they would also be happy to receive any recording (with the track in the background) you make.*



# SING CANADA HARMONY PRESENTATIONS

From Gordon Billows - SCH MB Rep

Over the past 12 years, many Winnipeg Chapter members have made generous personal donations to Sing Canada Harmony's vocal music education scholarship program. In the last few years, those gifts have allowed Sing Canada Harmony to provide approximately \$90,000 annually in scholarships to Canadian individuals, school and community groups (including chapters of the three Barbershopping organizations). Winnipeg and Assiniboine Chapters and members have benefited from many of the scholarship awards over the years. We know that our donations are enriching lives, building a healthier communities, and a better Canada through singing.

Sing Canada Harmony gives special recognition for donations at the President's Council (>\$1000) and Ambassador of Song (>\$120) level.

At the Wednesday RCS event, it was my pleasure to present a Sing Canada Harmony President's Council 2020 Certificate and Partner ribbons to Gary and Ricki Miles. They join Paula and Gordon Billows as Winnipeg President's Council members for 2020.



Several Winnipeg members received Sing Canada Harmony Ambassador of Song ribbons: Ambassador of Song MB150 ribbons were presented to Charlie Siegel, Herold Driedger and Les Creek. Chris Magas will receive his Ambassador of Song MB150 ribbon at a later date. An Ambassador of Song Sponsor ribbon was presented to Bruce Wilton.



Other Ambassador of Song MB150 ribbons will be going to the following: Ted Mikliechuk, Arline Christopherson, James Thexton and Vern Fast.

Contact me if you have any questions or would like further information about Sing Canada Harmony's donation, scholarship and legacy programs.



# JULY 8, 2020 - SOCIAL EVENING PHOTOS

Photos shared by Gordon Billows, Paul Bullock, and Gayle Wharton



# TO BRIGHTEN YOUR SPIRITS DURING THESE TRYING TIMES

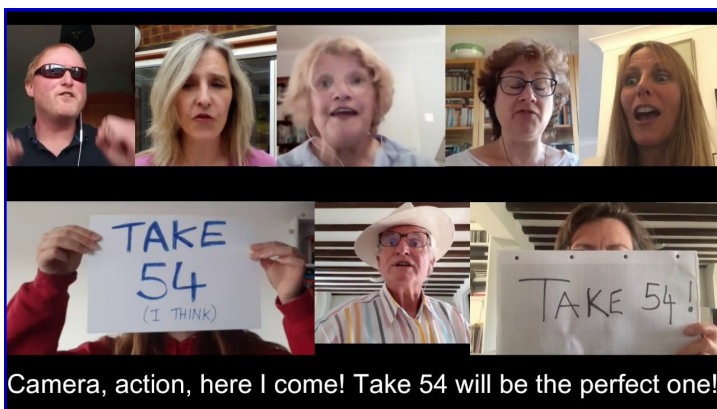
From Larry Hunter, Ferryl Casselman, Larry Bredesen and Ricki Miles



Signature: "Listen" (Beyoncé cover from the motion picture Dreamgirls)

It was part of the AIC show last Friday, and it may just be the message we all need to hear in these troubling times.

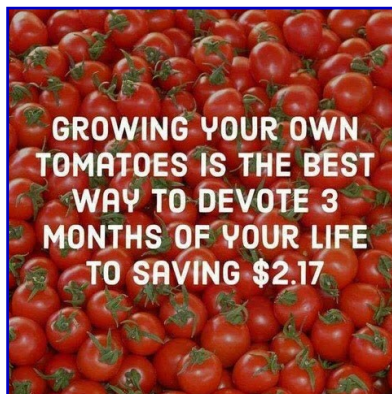
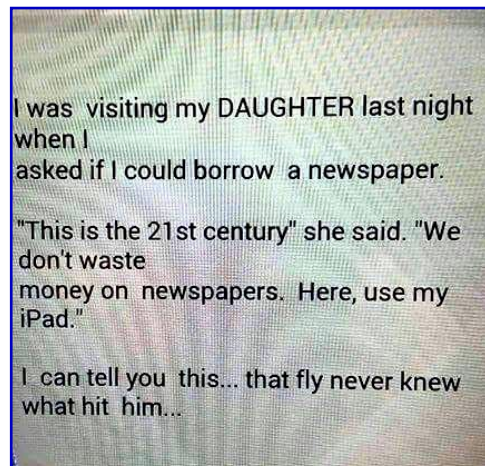
<https://www.youtube.com/watch?v=daem8hDIBb0>



St Giles' Festival Choir: "The Birth of the Virtual Choir"

This is really good and exactly what we're going through.

<https://www.youtube.com/watch?v=fUdoCgnj9qA&feature=youtu.be>



# IMPORTANT DATES 4 U

## Meetings, Rehearsals, Holidays and River City Sound Birthdays

### ~ July 2020 ~

Sunday	Monday	Tuesday	Wednesday	Thursday	Friday	Saturday
<b>28</b> <i>Happy Birthday Drummond Brown</i>	<b>29</b>	<b>30</b>	<b>1</b> <i>Canada Day No Rehearsal</i>	<b>2</b>	<b>3</b>	<b>4</b> Dream Lover Audio Recording Deadline
<b>5</b>	<b>6</b>	<b>7</b>	<b>8</b> Social Evening (7:00)	<b>9</b>	<b>10</b> <i>Happy Birthday Tony Grosvenor</i>	<b>11</b>
<b>12</b>	<b>13</b>	<b>14</b>	<b>15</b> Executive Meeting (5:30) Zoom Rehearsal (7:00)	<b>16</b>	<b>17</b>	<b>18</b>
<b>19</b>	<b>20</b>	<b>21</b>	<b>22</b> <i>Happy Birthday Louise Malo</i> Zoom Rehearsal (7:00)	<b>23</b>	<b>24</b>	<b>25</b>
<b>26</b>	<b>27</b>	<b>28</b>	<b>29</b> Zoom Rehearsal (7:00)	<b>30</b>	<b>31</b> Dream Lover Video Recording Deadline	<b>1</b>

### ~ August 2020 ~

Sunday	Monday	Tuesday	Wednesday	Thursday	Friday	Saturday
<b>2</b> <i>Happy Birthday Bernie Gunn</i>	<b>3</b>	<b>4</b> <i>Happy Birthday Paul Bullock</i>	<b>5</b> TBD	<b>6</b>	<b>7</b>	<b>8</b>
<b>9</b>	<b>10</b>	<b>11</b>	<b>12</b> TBD	<b>13</b>	<b>14</b>	<b>15</b>
<b>16</b>	<b>17</b> <i>Happy Birthday Len Paluck &amp; Paul Rondeau</i>	<b>18</b>	<b>19</b> TBD	<b>20</b>	<b>21</b>	<b>22</b>
<b>23</b>	<b>24</b>	<b>25</b>	<b>26</b> TBD	<b>27</b>	<b>28</b>	<b>29</b>
<b>30</b>	<b>31</b>					

# River City Sound

**Notes 4 U**

This is the official weekly bulletin of the River City Sound Chorus. For more information about us, go to our website:

[www.rivercitysound.ca](http://www.rivercitysound.ca)

Editor - Krista Hanis-Gervais

Unless carrying a by-line or some form of credit to borrowed sources, all items in this bulletin are by the editor and do not necessarily reflect the opinions of the chapter or board. If anyone wishes to contribute anything to the next Notes 4 U, wishes to subscribe or un-subscribe, or has questions about any of the items in Notes 4 U, contact the editor or email distributor.



## 2020 Chapter Executive

**President:** Paul Bullock  
**Executive VP:** vacant  
**Past President:** Bruce Wilton  
**VP Membership & Chapter Development:** Larry Bredesen  
**VP Music & Performance:** Duncan Zaluski  
**VP Marketing & Public Relations:** Drummond Brown  
**Secretary:** Charles Siegel  
**Treasurer:** Bruce Wilton  
**Chorus Manager:** Chris Magas

## Board Members at Large

Ken Broadfoot, Les Creek, Shirley Christie, Gayle Whar-ton, Henry Graham

## 2020 Music Committee

**VP Music & Performance:** Duncan Zaluski  
**Co-Directors:** Sherrie Bredesen & Larry Hunter  
**Assistant Director:** vacant  
**Tenor Section:** Duncan Zaluski  
**Lead Section:** Chris Magas  
**Bass Section:** Larry Bredesen, Asst. Bruce Wilton  
**Baritone Section:** John Latham

## 2020 Leadership Positions

**Accountant:** Gary Miles  
**Attendance & 50/50:** Norm Silverberg  
**Awards Banquet Chairs:** Gary & Ricki Miles  
**Charities:** vacant  
**Church Xmas Chorus:** Bruce Wilton  
**Learn To Sing Program:** Les Creek, Len Paluck, Paul Rondeau  
**Grey Cup Pool Chair:** Ken Broadfoot  
**Historian:** Gordon Billows  
**Music Librarian:** Wendy Lamont  
**Notes 4 U Editor:** Krista Hanis-Gervais  
**Program Director:** Duncan Zaluski  
**Refreshments:** Norm Silverberg, John Latham, Len Paluck  
**Sing Canada Harmony:** Gordon Billows  
**Sunshine:** Brian Metcalfe  
**Wardrobe:** Les Creek, Charlie Siegel, Louise Malo  
**Website:** Chris Magas  
**Youth Outreach:** Drummond Brown  
**2021 Show Producer:** Les Creek  
**2021 Show Chairman:** vacant  
**Chapter Advocate for the Winnipeg Chapter:** Gordon Billows