

**IMPORTANT DATES FOR YOUR CALENDAR**

Take note of these important 2020 dates. Changes will be made as new information is received.

- October 14** Executive Meeting (5:30 p.m.)
- October 28** Virtual BOTY (7:00 p.m.)

**Inside this issue:**

**14 Oct 2020**

Important Dates, Past, Present & Future, Permanent Zoom Rehearsal Link	1
Chorus Rehearsal Plans & Updates	2
Rehearsal Schedule, Harmony University Warm-Up Series	3
RCS Virtual Chorus Recording Schedule	4
Instructions for Individual Video Recording	4-7
BOTY Boomers Becoming Zoomers	8
BOTY Awards - 30 Second Musical Video Reminder	9
Getting to Know You Better - Bruce Wilton	10-12
To Brighten Your Spirits During These Trying Times	13
Calendars - October and November	14
Editorial Page	15

**PAST, PRESENT & FUTURE**

Please send any information for publication to Krista by **Saturday noon** at:  
[kristahanisgervais@gmail.com](mailto:kristahanisgervais@gmail.com)

Thanks,  
Krista ☺

**PERMANENT ZOOM REHEARSAL LINK**

Join our online Zoom rehearsals every Wednesday with this link:

<https://us02web.zoom.us/j/84457343549?pwd=ZGJmeUIJTl5Nnp1Ly9sNGQxYkxPUT09>

Meeting ID: 844 5734 3549  
Password: 974496

# CHORUS REHEARSAL PLANS AND UPDATE

From Paul Bullock

Our zoom rehearsals continue to go very well. It's great to have a different warmup each week from all the different and outstanding people at Harmony University. Just a reminder that when I'm showing the warm up videos on Wednesday nights (usually between about 7:05 and 7:20 p.m.), I'm not able to monitor the waiting room and let people into the rehearsal. So, if you're trying to sign in around that time and waiting for a while just be patient and I'll get you in to join us as soon as the warm up is finished.

Thanks Bruce for re-posting the instructions for recording and transferring the videos last week. Hopefully everyone is finished or working on a video track for Bridge Over Troubled Water so that we have them all by Oct 15. As instructed, you don't need to wear headphones or ear buds. Just sing along with your part and really feel the emotion and intensity so that it will show in your facial expressions. Once we have the videos Bridge Over Troubled Water completed we can turn our attention to our Christmas video project, Merry Christmas Darling. Thanks to those who have already sent audio tracks for MCD.

Remember that the BOTY award evening will be held instead of the regular rehearsal at 7:00 p.m. on Oct 28. It will be an evening to celebrate our chorus and have some fun. We can dress up and make it a special evening for everyone and significant others. If you have a video to contribute as per Ricki's request, please send it as soon as you can. Reach out to friends and former members and invite them to join us. Brian made an excellent suggestion last week if you know people who will join the event but are not a part of our regular Wednesday nights. Suggest that they try signing in on October 21. That will give them an opportunity to make sure they have any technical issues worked out before the event itself the following week. Since we will just log in as we normally do with the same zoom link we use for Wednesday night rehearsals, just send them that link to try out the week before.

Even though this is a very different world right now, I send a wish to everyone for an enjoyable Thanksgiving weekend. Keep singing and be sure to give thanks!



# REHEARSAL SCHEDULE - OCTOBER 14, 2020

## VIRTUAL SINGING WEEK 18

From Duncan Zaluski

***PLEASE MAKE SURE YOU HAVE: ALL OF YOUR NEW MUSIC,  
CURRENT REPERTOIRE & BARBERPOLECAT SONGBOOK***

6:55 – 7:05	Login and greetings
7:05 – 7:25	Warm Up
7:25 – 7:45	<b>** NEW SONG **</b> (Everybody's Waiting for) The Man With The Bag
7:50 – 8:00	Merry Christmas Darling
8:05 – 8:20	Business Meeting & Break
8:25 – 8:40	Can You Feel the Love Tonight
	When I'm 64
	I'm Feeling Fine
8:45 – 9:00	Directors Choice



*Tracks & Music for the new song are on the Website*

### **Current Show Repertoire:**

Blue Moon(s)	Imagine
Can You Feel the Love Tonight?	Irish Blessing
Daydream	O Canada
Dream Lover	Shenandoah
Harmony Collage	Under the Boardwalk
Hello Mary Lou	When I'm 64
I'm Feeling Fine	

## THE HARMONY UNIVERSITY WARM-UP SERIES

Shared by Gordon Billows

<https://www.barbershop.org/the-harmony-university-warm-up-series-donny-rose-youtube>

# RCS VIRTUAL CHORUS RECORDING SCHEDULE

From Paul Bullock

**Step 2.** Record a video of “**Bridge Over Troubled Water**”. No headphones or ear buds required. Dress in your blue River City Sound shirts.

**Deadline: October 15.**

**Step 3.** Record an audio track for “**Merry Christmas Darling**”. Use headphones or ear buds to sing along to the track for your part. Send it to your section leader for review.

**Deadline: November 11.**

**Step 4.** Record a video of “**Merry Christmas Darling**”. No headphones or ear buds required.

**Deadline: November 25.** (Note, attire for the video TBD)



## INSTRUCTIONS FOR INDIVIDUAL VIDEO RECORDING

(Thanks Bruce, Larry B and Brian for these detailed instructions.)

### 1. Camera Settings

- Go to camera settings on your smartphone, tablet, PC or Mac and set the record video setting to 1080p @ 30fps (frames per second). [e.g. on an Apple device: open “settings”, scroll down to “camera”, tap on “record video”, select setting as above]

### 2. Location of Camera

- Place the camera at eye level and on a stable surface that will not move during the recording.
- Make sure the camera is in landscape orientation (horizontal, not vertical).
- Be sure that the camera points to your upper body to capture your head and top of shoulders [you will be able to “perform” more naturally if you are standing when recording]

♪ Like a  
bridge over  
troubled  
water ♪



*Examples of good camera positioning*

### 3. Dress

- a. Please wear the new blue River City Sound short sleeved golf-style shirt. [if you do not have one, contact Les]
- b. Don't try to get the logo on the shirt into the video because you will be too far away.

### 4. Lighting

- a. Put lights in front of you (Bright backgrounds mean dark faces)
- b. Turn on room lights
- c. No open windows or lamps in the scene

### 5. Background

- a. Try to have a light neutral background [Thanks Brian for the tip about hanging up a sheet on the wall]
- b. Try to avoid having any clutter in the background

### 6. Get Prepared to Record

- a. Get the learning track ready to play. You don't need to use earbuds or headphones as the audio track is not going to be used.
- b. Check that the device you are using to record is ready to record.

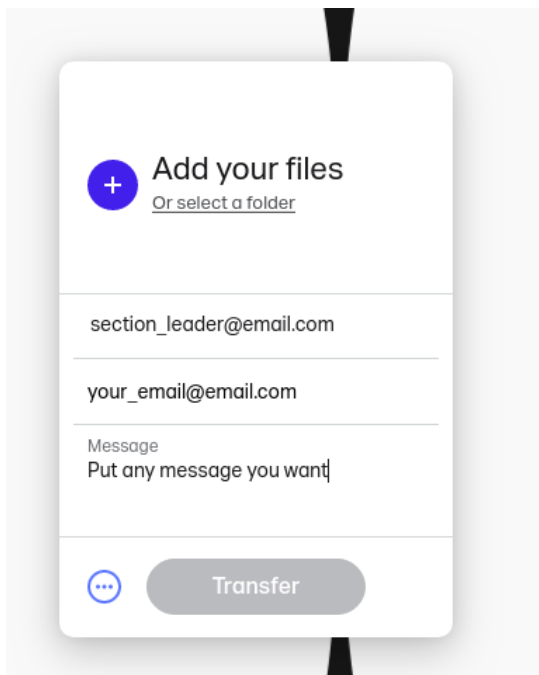
### 7. Recording

- a. Start your recording device.
- b. Start the learning track.
- c. Clap to each beat of the metronome (this is used to sync the video). [clap to each of the 6 beats]
- d. Sing your part as if you were onstage. Remember that only the video portion is going to be used so don't worry if you don't sing your best. Ensure you have the correct words and correct timing. Just make your visual performance **outstanding!**
- e. Once you have finished singing wait a few seconds and then stop the recording.

- f. Review the video to ensure you are satisfied with the results. If not, do a “re-take”.
- g. Once you have a satisfactory video, save it to your photo library and rename the file. Include your name and the part you sing (e.g. “DL-Larry B\_bass”).

## 8. Upload your Video

- a. Open "[wetransfer.com](https://wetransfer.com)" in whatever web browser you normally use.
- b. Tap on "Send a file?"
- c. Tap on "+ Add your files"



- d. Tap on "Photo Library"
- e. Tap on the video in the photo library
- f. Tap on "Done"
- g. Tap on the "Message" box and add the message (if any) plus video identification (song, name, voice part)
- h. Tap on "Next"
- i. Tap on "Send an email"
- j. Tap on "Next"
- k. Tap on "Add email address" and enter the address of your Section Leader
- l. Tap on "transfer". If the process was done successfully, an email will appear in your inbox confirming that "Your files were sent successfully to ...."

## 9. Section Leader Instructions

- a. When someone sends a video file, the section leader will get a notification email and a link to download that video. Click on the link and download it.

downloaded your files

1 item, 4.53 KB in total • Expires on 9 July, 2020

### Download link

<https://we.tl/t-pDJ2jYcVZD>


### 1 item

Webp.net-resizeimage.png  
4.53 KB

### Message

please find the attachment

- b. The section leader receives the video file and reviews it. The section leader has the option to share the video with the co-directors if uncertain about the acceptability of the performance.
- c. Once the video has been reviewed and approved by the section leader, it will be forwarded to the videographer for assembly into the composite video.



Shared by  
Larry Bredesen



# BOTY BOOMERS BECOMING ZOOMERS

by Brian Metcalfe

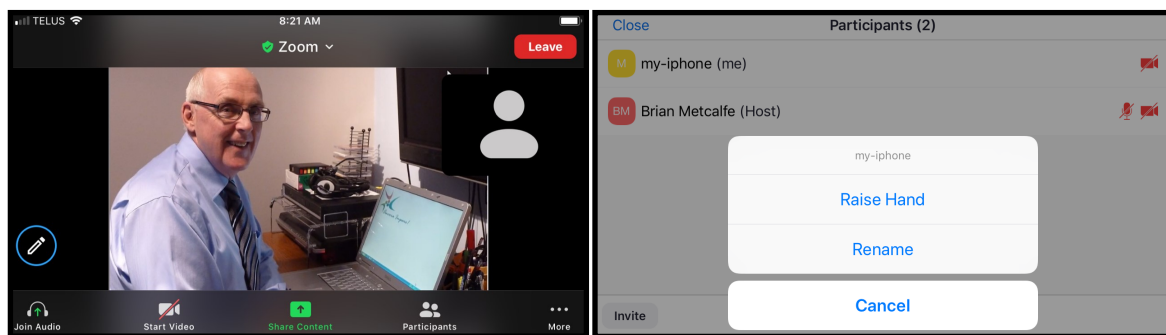
As you know we will be hosting our virtual BOTY on Oct 28th using Zoom. As a “baby boomer”, I thought I should encourage my fellow “boomers”, and ALL our chorus members together with their spouses/partners/dates, to attend this very special virtual evening using the powerful Zoom application.

**One Zoom Device per Household** - Please note that if you and your spouse/partner/date will be attending our virtual BOTY, may I recommend that you share a single device to connect through Zoom. Two or more devices in close proximity, on a Zoom call, will cause ear-splitting feedback.

Many of you have been using the link on page 1 of our “Notes 4 U” newsletter to connect using Zoom to our virtual rehearsals and, if not, I encourage you to attend an upcoming rehearsal to help you become familiar with the Zoom controls so that you will have a stress-free BOTY experience.

Although there are similarities in the Zoom operations, there are slight differences with the screen display for an iPhone, iPad, Windows or Macintosh computer.

**Identify Yourself** - At our last rehearsal I suggested that in order to virtually meet all our chorus and their “significant others” at our BOTY, members should change their Zoom display name from a generic name, such as “my-iphone”, to one which identifies the actual member.



One way to do this, when logged into a Zoom session, is to click or touch the screen to display the menu items. Tap/select the “Participants” menu item and then tap/select your current name (which will be identified as the entry with the appended “me”). Select the “Rename” option and type in your first & last name. Tap/select “Done/Close”. I recommend that if your spouse/partner/date will be attending our BOTY, that you rename your Zoom display with both your names. For example, my wife and I will rename our Zoom connection as “Brian & Sally Metcalfe” to help identify both of us.

**Explore Different Viewpoints** - Zoom on Windows computers and on iPads have a button that toggles between the active “Speaker” (individual talking) and the “Gallery” (the view of all the chorus members), where you can see the person’s name(s) below each individual’s picture. To see the “Gallery view” from an iPhone (with its three different Zoom screens), you must swipe from the right to see the other members. Swiping to the left will take you to the main “Speaker” view (in the middle screen) and swiping to the leftmost screen will display a “Tap to Speak” button. At our BOTY, you might prefer to view an award presentation up-close using the “Speaker” view, whereas you may enjoy meeting all your friends and barbershop “cheerleaders” in the “Gallery” view.

**Practice Makes Perfect** - If you are new to Zoom, please connect to one of our rehearsals on Oct 14th or 21st so that you gain familiarity with the Zoom process. If you have been connecting and we have not as yet seen your face, because your computer does not have a camera, we encourage you to connect with an iPhone/iPad or laptop with a built-in camera. It has been stated that 70% of all communication is visual, so we hope to SEE you at future rehearsals and our BOTY. Take care & keep smiling :-)



# 30 SECOND MUSICAL VIDEO REMINDER

by Brian Metcalfe

Are you working on your 30 second, or less, video demonstrating your musical talents? Ricki Miles, who is coordinating our BOTY evening on Wednesday, Oct. 28th, is hoping to have several video submissions which she can insert amongst the BOTY activities and award presentations.

She emailed me with this innovative idea:



*“I was thinking it would be neat to have some ‘special musical talents’ interspersed during the awards presentations. We could ask members to submit a very short video, 30 seconds or less, of something that they can do musically that is unique.”*

I know there are talented chorus members who not only can sing a solo but can also play piano, drums, ukulele, guitar, violin, kazoo and a multitude of other devices. I also know that after our successful “Dream Lover” musical video, many chorus members are quite proficient at making a video of themselves and sending it to a colleague using WeTransfer. So I invite chorus members to help Ricki out by creating a short 30 second, or shorter, musical video and sending it to [rickimiles@shaw.ca](mailto:rickimiles@shaw.ca) before the Sunday, Oct. 18 deadline following the steps below:

- Review and adapt the video recording tips outlined in our [July 15 Notes 4 U](#) newsletter;
- Create a video on your smartphone/iPad/computer (in landscape or wide format) as shown;
- Review, redo (if necessary) and save;
- Next upload your video to [WeTransfer](#) (as outlined) and then add Ricki’s email address ([rickimiles@shaw.ca](mailto:rickimiles@shaw.ca)) as the recipient; and
- **Send it on or before the Sunday, October 18, 2020 deadline.**

Thanks for considering this endeavour and helping to make our ZOOM BOTY Night one special evening!

Take care & keep smiling :-)



# GETTING TO KNOW ... BRUCE WILTON

By Bruce Wilton

I was born in Minnedosa, Manitoba and moved to Winnipeg at age 6. I attended school at Robert H Smith, River Heights and Kelvin. I started singing in Junior High. At Kelvin I sang in the mixed choir and in their Annual Gilbert and Sullivan Operettas. During university and young adulthood, I did no singing.

I eventually attended a Barbershop Annual Show and I was really impressed. I took up the invitation to attend a guest night the following week.

My experience was less than positive as I was told that I would have to audition to be in the chorus and it would be months before I could actually sing with the chorus. Although I wanted to get back into singing, I wasn't interested in being a "backbencher" for so long.



Several years passed before one of my fellow Kiwanians, Morley Bernstein, asked me to come out and sing with the Christmas Chorus. Well, once I started to sing with the Golden Chordsmen, I was hooked. That was 20 years ago!

In the early days, I was deathly afraid of being asked to sing in a pickup quartet at Chapter Meetings. However, as I learned the music that fear subsided. I have sung in Kinda Chords (Grant Smith, Norv Christopherson, Dennis Owens, then Bernie Gunn), Heartfelt Harmony (Geoff Taylor, Ted Greenhalgh, Duncan Zakuski), Finders Keepers (Javier Rodriguez, Kristjan Friesen, Ted Greenhalgh) and Vocal Point (Charlie Siegel, Art Gross and Harold Casselman). I attended Harmony College a few years ago and believe or not we are going as a quartet again this year!

In terms of career, for some strange reason I knew when I was 12 years old that I wanted to be an engineer. I loved taking things apart---that was the easy part. Putting them back together such that they worked was the challenge!! I graduated from the University of Manitoba with a degree in Mechanical engineering in 1969. While I was in University I pursued my interest in flying and obtained my Private Pilot's license. I completed my Masters at the University of Manitoba in Low Speed Fluid Dynamics and graduated in 1972. By that time I had had quite enough of school and was fortunate to get a job with Imperial Oil in Sarnia, Ontario. Before leaving for Sarnia, I proposed to my sweetheart, Doris, and we were married in May of 1972.

We lived in Sarnia for two years before returning to Winnipeg to assist with the conversion of the Winnipeg Refinery to a finished products pipeline terminal! I couldn't believe it but obviously we were both delighted to come home. Imperial Oil treated us extremely well and encouraged me to go back to school to get my MBA. I completed my MBA in 1977, at which point Imperial wanted me to move to their head office in Toronto. By that time, we had bought a house, filled it with two kids and a dog, and we had grandparents close at hand. The thought of moving to Toronto just wasn't that appealing. So I left Imperial Oil.

After leaving Imperial Oil, I went through a myriad of different jobs---General Manager of a confections plant, Industrial Officer for the Winnipeg Business Development Corporation, Manager of Industrial Gas

Supply for Inter-City Gas (ICG) and then a forced move to Calgary with ICG after the Division I was working in was sold to a competitor.



We were in Calgary about 18 months when my wife of 15 years died suddenly (a week after we had been skiing in Banff) of what turned out to be a brain tumor. The hole she left in my life and that of my three children (ages 11, 9 and 4) was immense.

I decided to move my family back to Winnipeg where I had a large support group. ICG had nothing for me in Winnipeg but I was fortunate to secure a position with UMA Engineering. About three years after I arrived back in Winnipeg I met a single mom named Linda who seemed to hold a lot of the values that I did in terms of raising children. We were married in 1990 and adopted

each other's children. Life had finally returned to some semblance of normalcy.

In 1993 UMA underwent a corporate reorganization which gave me an opportunity to be my own boss. Linda and I bought a furniture manufacturing company---but that didn't work out so well. We closed it in 1997.

This was the period of time where I would come to rehearsal and Arnie would say "Got a job yet?" I assured him that although I was diligently looking for a job, he would be gratified to know that his taxes were supporting my Unemployment Insurance cheques each month!

I did finally get a job as General Manager of another manufacturer in town which lasted about 18 months and then Arnie started again with "Got a job yet"? At that point I decided to go back into consulting as one of the fellows that had worked for me at UMA had now gone out on his own creating Accutech Engineering and was looking for some help. I stayed at Accutech until an opportunity came up to join a civil engineering firm called ND Lea. That was in 2004 and yes Arnie, I am still getting a paycheck!

In terms of family, Linda and I have four children, Stephen (wife Jan, grandchildren Sam (9), Tess(6), and Ben (22 months)), Carolyn (husband Drew, grandchild Jackson (22 months ), Kimberly (partner Rob, grandchildren Caleb (10), Oliver (10), Molly (8) and one on the way), Richard (wife Stephanie). Stephen, Carolyn and Richard and their families all live in Calgary so we use Skype quite a bit to keep in touch with them. Kim and her family live in Winnipeg.



My life has had its high and low points but the one thing that has sustained me is my family and friends. I am privileged to consider the Golden Chordsmen within my Circle of Friends.




\*\*\*\*\* **GETTING TO KNOW YOU BETTER** \*\*\*\*\*

By Bruce Wilton

As I reread my autobiography prior to 2015 it was not hard to pick out the changes that have occurred in our family. We now have 10 grandchildren with the addition of Zoe and Ellenora in Calgary and Freya in Winnipeg. Our grandchildren range in age from 16 to 4.

In terms of my career, I had planned to retire in 2014 (at age 67) after I had acted as Project Manager on the Province of Manitoba's CentrePort Canada Way Project. However, the Province asked that I manage the project team for the new Interchange at the North Perimeter and Highway 59. This was the largest single project that Manitoba Infrastructure and Transportation had ever undertaken so it was hard to say no. The project turned out to be an outstanding success and was awarded several awards from within the consulting community. It was great way to end my career.



I was also honoured to receive a Lifetime Achievement award in 2019 from the Association of Consulting Engineers. Shortly thereafter, I retired at the end of May 2019.

Two days after I retired Linda and I were on our way to Norway. Linda's parents both were born in Norway so this trip was for her to visit relatives and for me to meet her Norwegian relatives for the first time. We spent a month travelling from Oslo to Bergen to Svolvær to Stavanger and back to Oslo. We stayed 11 days in Svolvær which is a community above the Arctic Circle where Linda's dad was born. Her relatives had organized a family reunion which we were thrilled to attend, so needless to say it was a memorable occasion for both of us.

Once we returned home we spent our summer at our lake home on Clearwater Bay in Ontario. Fast forward to March of 2020, we boarded a cruise ship in Fort Lauderdale on March 1. We had a very enjoyable cruise with 2500 other people, arriving back in port on March 14th. No illness on our boat, but the next day, all cruises out of Fort Lauderdale were cancelled! We arrived home to do two weeks of self-isolation! However, we are grateful to be free of illness so far.



So what am I doing to keep myself busy in retirement? When I was working, I could never understand why retired folks never had time to take on anything extra. Well, now that I am retired, I find my days are full of things that I have to do. There is seldom time for me to do things that I want to do. I serve on the Executive of Barbershop (as you all know), I also serve on the Board of the Kiwanis Club of Winnipeg and on the Board of the Kiwanis Chateau, a life-lease project sponsored by Kiwanis. In order to help out in the Inner-City, I also sit on the Board of Winnipeg Inner City Missions which is dedicated to serving the Indigenous Community in North Winnipeg.

So life is full for me and I have been blessed with my family and my friends in Barbershop.

# TO BRIGHTEN YOUR SPIRITS DURING THESE TRYING TIMES

Shared by Krista Hanis-Gervais



Happy Thanksgiving!

"We Wanna Thank You for the Good Good Food"

<https://youtu.be/qDSX8i8tnTg>



"In My Life" - Soul2Soul A Cappella (Beatles Cover)

<https://youtu.be/y5BOPlp-O1A>

Shared by Ricki Miles

## **Pronunciation poem, the vagaries of the English language.**

I take it you already know  
Of tough and cough and bough and dough?  
Others may stumble, but not you,  
on hiccough, thorough, laugh and through.  
Well done! And now you wish, perhaps,  
to learn of less familiar traps?  
Beware of heard, a dreadful word,  
that looks like beard and sounds like bird.  
And dead – it's said like bed not bead –  
and for goodness' sake don't call it deed!  
Watch out for meat and great and threat  
(they rhyme with suite and straight and debt)  
A moth is not the moth in mother,  
nor both in bother, broth in brother.  
And here is not a match for there,  
nor dear and fear for bear and pear.  
And then there's dose and rose and lose –  
just look them up – and goose and choose,  
and cork and work and card and ward,  
and font and front and word and sword,  
and do and go and thwart and cart –  
come, come, I've hardly made a start.  
A dreadful language? Man alive.  
I'd mastered it when I was five.

# IMPORTANT DATES 4 U - OCTOBER & NOVEMBER 2020

Meetings, Rehearsals, Holidays and River City Sound Member Birthdays

## ~ October 2020 ~

Sunday	Monday	Tuesday	Wednesday	Thursday	Friday	Saturday
				1	2 <i>Happy Birthday John Latham</i>	3
4 <i>Happy Birthday Ken Finnbogason</i>	5	6	7 Music Committee Meeting (5:30) Zoom Rehearsal (7:00)	8	9	10
11	12 <i>Thanksgiving</i>	13	14 Executive Meeting (5:30) Zoom Rehearsal (7:00)	15 <i>BOTW video recording due</i>	16	17
18 <i>Virtual BOTY musical video deadline</i>	19	20	21 Zoom Rehearsal (7:00)	22	23	24
25	26	27	28 Virtual BOTY (7:00) (No Zoom Rehearsal)	29	30	31 <i>Halloween</i>

## ~ November 2020 ~

Sunday	Monday	Tuesday	Wednesday	Thursday	Friday	Saturday
1	2	3	4 <i>Happy Birthday Gerry Fontaine</i> Zoom Rehearsal (7:00)	5	6 <i>Happy Birthday Art Gross</i>	7
8	9	10	11 <i>Remembrance Day</i> <i>MCD audio recording due</i> Zoom Rehearsal (7:00)	12	13	14
15	16	17 <i>Happy Birthday Wendy Lamont</i>	18 Zoom Rehearsal (7:00)	19	20	21
22	23	24	25 <i>MCD video recording due</i> Zoom Rehearsal (7:00)	26	27 <i>Happy Birthday Elaine Salter</i>	28
29	30					



# River City Sound

Notes 4 U

This is the official weekly bulletin of the River City Sound Chorus. For more information about us, go to our website:

[www.rivercitysound.ca](http://www.rivercitysound.ca)

Editor - Krista Hanis-Gervais

Unless carrying a by-line or some form of credit to borrowed sources, all items in this bulletin are by the editor and do not necessarily reflect the opinions of the chapter or board. If anyone wishes to contribute anything to the next Notes 4 U, wishes to subscribe or un-subscribe, or has questions about any of the items in Notes 4 U, contact the editor or email distributor.



## 2020 Chapter Executive

**President:** Paul Bullock  
**Executive VP:** vacant  
**Past President:** Bruce Wilton  
**VP Membership & Chapter Development:** Larry Bredesen  
**VP Music & Performance:** Duncan Zaluski  
**VP Marketing & Public Relations:** Drummond Brown  
**Secretary:** Charles Siegel  
**Treasurer:** Bruce Wilton  
**Chorus Manager:** Chris Magas

## Board Members at Large

Ken Broadfoot, Les Creek, Shirley Christie, Gayle Whar-ton, Henry Graham

## 2020 Music Committee

**VP Music & Performance:** Duncan Zaluski  
**Co-Directors:** Sherrie Bredesen & Larry Hunter  
**Assistant Director:** vacant  
**Tenor Section:** Duncan Zaluski  
**Lead Section:** Chris Magas  
**Bass Section:** Larry Bredesen, Bruce Wilton  
**Baritone Section:** Paul Bullock, John Latham

## 2020 Leadership Positions

**Accountant:** Gary Miles  
**Attendance & 50/50:** Norm Silverberg  
**Awards Banquet Chairs:** Gary & Ricki Miles  
**Charities:** vacant  
**Church Xmas Chorus:** Bruce Wilton  
**Learn To Sing Program:** Les Creek, Len Paluck, Paul Rondeau  
**Grey Cup Pool Chair:** Ken Broadfoot  
**Historian:** Gordon Billows  
**Music Librarian:** Wendy Lamont  
**Notes 4 U Editor:** Krista Hanis-Gervais  
**Program Director:** Duncan Zaluski  
**Refreshments:** Norm Silverberg, John Latham, Len Paluck  
**Sing Canada Harmony:** Gordon Billows  
**Sunshine:** Brian Metcalfe  
**Wardrobe:** Les Creek, Charlie Siegel, Louise Malo  
**Website:** Chris Magas  
**Youth Outreach:** Drummond Brown  
**2021 Show Producer:** Les Creek  
**2021 Show Chairman:** vacant  
**Chapter Advocate for the Winnipeg Chapter:** Gordon Billows