

IMPORTANT DATES FOR YOUR CALENDAR
FEBRUARY 21 LINDENWOODS MANOR 7:00 P.M.
FEBRUARY 14

Inside this issue

February 15 2023

Important Dates & Have Your Say	1
President's Musings Free singing apps to make you a better vocalist	2
Announcements	3
Message from Les Creek	4
Rehearsal Schedule February 1	5
Preservation	6
"Music Man—Parody"	7
Project TAG75 Upcoming Performances	8
To Brighten Your Spirits	9
Calendars February & March	10
Editorial Page, 2023 Chapter Executive and Leadership	11

**Deadline for contributions to
Notes 4 U is noon Saturday.**

Please send your
information to Mae at
Denby.Mae@gmail.com
to have it Included.

Thanks!



PRESIDENT'S MUSINGS

By Rob Smith

President's musings Feb 11, 2023

Buenas dias amigos, Hola, ¿cómo estás?

Sorry, that's about all the Spanish I know except for cerveza and baño. However, we did have a great time in Cuba visiting with friends there, traveling in 50's cars and including Herold & June in some of our travels in our 2nd week. I even did some rehearsal of Pretty Woman. Now back to reality.

This evening Marg and I attended the symphony. It was a pops concert featuring Fly Dance Company, Hip Hop, from Houston, Texas. One thing I noticed was that all the performers in the dance group and in the symphony were fully clothed. Not so much so in Cuba. That got me thinking about chorus wardrobe for RCS. Not that I am thinking skimpy clothing, just that about 20 years ago new tuxes were purchased for the men. Various shirts, vests, scarves etc have been added over the years. Now about half our members are women and we have some catching up to do. There is quite a lot of men's clothing in our storage cabinets but very little for women. There is some wardrobe money in the budget passed last week but I'm sure it isn't enough. We'll have to deal with that as needs arise. There is a small committee/focus group of the female members who will provide advice to the music committee about such matters. I'm sure their recommendations won't be anything like what we saw in Cuba. Buenas noches,

Rob



Free singing apps to make you a better vocalist

shared by Larry Hunter

A list of apps members may consider using for improving their vocal skills at home:

<https://myvocalskills.com/8-free-singing-apps-that-make-you-a-better-vocalist>

ANNOUNCEMENTS



FEBRUARY 21 (NEXT WEEK!).

**WE PERFORM AT
LINDENWOODS MANOR**

SEE PAGE 6


**BE A SINGER BRINGER! WHOM WILL
YOU INVITE TO THE NEXT REHEARSAL?**

(Mention our Covid mandates to guests – vax!)



**FAVOURITE SONG?
WHAT'S YOURS?**

**PROJECT TAG75—PAGE 9
GET CREATIVE! STRUT YOUR STUFF!
HAVE SOME FUN!
LET YOUR WOODSHED RING!**



MESSAGE FROM LES CREEK

Hasn't this been a great winter so far? Certainly, weather this warm, and for this long, seems to be a rarity in our world here. It's great to know that it is always warm at rehearsals; we have fun with good friends and sing some songs, have some laughs, and occasionally tease the basses.

At last week's rehearsal, I challenged everyone to take a few minutes and listen closely to the bass learning track for Oh, Pretty Woman. Follow the score while listening to the track, and try to sing (in your own voice / octave) the bass lyrics. I think this will be an eye-opener for all of the non-bass singers! And if you really want to experience some further complexity, do the same thing with the baritone track, this time paying more attention to the notes that the baris have to sing (sometimes they are not very melodic!!). Why am I suggesting this? So that everyone has a better understanding of what makes our style of music so powerful. All of the pieces fit together to create this awesome sound that our audiences love.

For those of you who are singing at Lindenwoods Manor on the 21st, the set list is the same as was published a week or two ago.

Now I have a bit of information for our new and prospective members. As you all know, we have been learning music that will be on our spring show in May, and we've been doing this since January 4th, introducing new pieces about every 3 weeks. As of the beginning of April, we as a chorus have to concentrate on fine tuning and tweaking our show music, so the last new piece of music that we will be introducing to you will be on approximately March 8th, with Be Our Guest and I'm Feeling Fine. That will leave 2 pieces that are a little more difficult to learn (Do You Hear The People Sing, and Lost In The Stars) that we may not have time to work on prior to the show.

If you, as new and prospective members, wish to sing in the show, you will need to let our directors know and which pieces you feel comfortable singing. It is highly recommended that you audition well prior to the show so that we can evaluate how well you are progressing. Typically, one auditions by recording themselves singing one song, or more, while on the risers with the chorus, then sending that recording to one of our directors. This allows us the chance to determine if you know the lyrics and the notes for your section, and if you can concentrate on them while others around you are singing different notes. The directors will get back to you with comments shortly after. Often, people need to record themselves multiple times, so a 'failed' first audition is quite common and perfectly acceptable. As I stated in other Notes, we want you to have fun when singing with us, so I don't want to pressure anyone into doing something that they aren't ready for, but auditioning is a prerequisite to membership.

Enjoy the Miami weather this week! (Miami, Manitoba that is....)





REHEARSAL SCHEDULE February 15 2023

From Les Creek



6:55 to 7:05 Physical warmup
 7:05 to 7:20 Vocal warmup
 7:20 to 7:45 Sectionals (to assist LTSB members)

Pretty Woman
 Yesterday
 Daydream
 Hello Mary Lou
 Can't Help Falling



7:45 to 8:15 Repertoire Review
 It's a Grand Night for Singing - introduction

Pretty Woman
 Can You Feel The Love
 Unchained
 Stand By Me
 Hello Mary Lou
 Best of Doo Wop
 Yesterday
 Imagine
 I'm Feeling Fine
 Can't Help Falling



8:15 to 8:30 Break
 8:30 to 9:55 Lindenwoods show repertoire
 9:55 Wrap up and Final Song

Keep the Whole World Singing

Planned Upcoming Rehearsals and Events (SUBJECT TO CHANGE!!!)

Feb 21 – Performance at Lindenwoods Manor – 7:00 pm – Arrive, ready to sing at 6:30

	New Music	Sectionals	Repertoire Review
Feb 22	Grand Night for Singing	Grand Night Pretty Woman Hello Mary Lou	Unchained Hello Mary Lou Can You Feel the Love Stand By Me Yesterday Pretty Woman Daydream

UPCOMING PERFORMANCES

From Len Paluck

EVENING SENIORS SHOW: TUESDAY 21 FEBRUARY

Place: Lindenwood Manor
475 Lindenwood Dr. East
Arrive time: 6:30 PM
Performance: 7 PM to 8 PM
Wardrobe: Blue long-sleeved RCS shirt; black pants and shoes.

UPCOMING EVENING SHOW: MONDAY 24 APRIL

Event: Manitoba Music Lovers Festival,
Joy of Music Concert
Place: Westwood Community Church,
401 Westwood Drive.
Arrive: 7:15 pm (or earlier; Concert starts at 7)
Performance: 7:45 pm to 8:30 pm
Wardrobe: Blue long-sleeved RCS shirt; black pants and shoes.



Off the page, kids!



CHAPTER DUES

From Bruce Wilton

An increase in Chapter Dues from \$80 to \$100 was approved last Wednesday at the Annual General Meeting

Chapter members will have the option of paying the dues in two installments if they wish - \$50 due no later than Wednesday, March 8th and \$50 no later than Wednesday, June 14th.

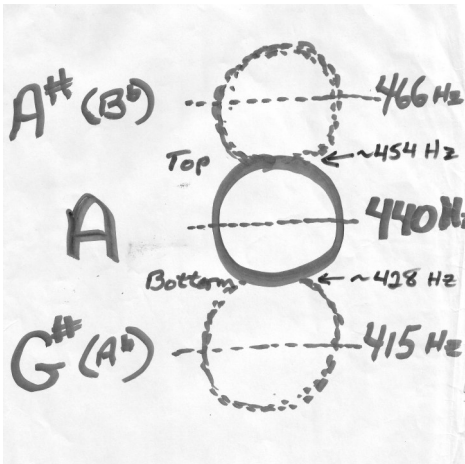
Cheques (no cash please) should be made out to River City Sound and given to Bruce Wilton at rehearsal or mailed to my home at 827 John Bruce Road E, Wpg, R3X 1Y3. I can also accept e-transfers at bww6850@gmail.com.

Tax receipts will be forwarded within a few days of receiving the dues payment.



A440—EH!

From Gordon Billows



In “purging” some of my files, I came across this diagram that I made about a decade ago. It is a simplified “magnified view” of the A pitch (4th octave, in the Tenor range). A440 is the musical pitch corresponding to an audio frequency of 440 Hz, which serves as a tuning standard for the musical note of **A above middle C**, or A₄ in scientific pitch notation. The hertz (symbol: *Hz*) is the unit of frequency in the International System of Units (SI). With most of our Barbershop chorus songs, we take the pitch in the 3rd octave and the A key there has a frequency of 220 Hz (1/2 of the 440 value).

Barbershop enthusiasts love to “RING CHORDS” and strive to sing to the CENTRE of their notes. Yes, if a Tenor sings an A, it can be

anywhere from 214Hz (1/2 of 428 Hz) to 227 (1/2 of 454 Hz), but the optimal target is the 220 Hz. If the chorus sings a B^b, our optimal target is 233.08 Hz

Singing is both mental and physical, dah! If the director says that you are “a bit FLAT” or “you need to brighten the note”, that usually means that you are singing below the note’s CENTRE and you need to raise it up. *Singers are not often told that they are singing SHARP. There are several ways of raising your note. You might remember being told to—smile, raise your cheeks, show your teeth/fangs, singers stance, etc. These simple physical adjustments can make the difference in RINGING THE CHORD or not. Mentally, imagine your directors face as the note and you target your sound between their eyes—the CENTRE.

Several members use a free tuning app on their phones (Tuner T1) to check notes occasionally. Consider downloading this ap and learn a bit more about the PHYSICS OF SOUND, how you sound and how to improve your sound!

THE HISTORY OF BARBERSHOP IN 7:26 MINUTES

From Gordon Billows—Wpg Chapter Historian



Our Winnipeg Chapter chartered with the Society for the Preservation and Encouragement of Barber Shop Quartet Singing in America (SPEBSQSA) in 1948 and we are celebrating our 75th Anniversary this year. This singing society, now called the Barbershop Harmony Society was established on April 11, 1938. The history of Barbershop harmony has been researched extensively over the years and the following 7:26 minute video is an excellent representation of that history. View this educational mini-documentary presentation of the barbershop style, its origins, and how the Barbershop Harmony Society has grown through the years as it continually works to preserve and encourage the style to new generations.

https://youtu.be/x7FenBwxG_U

Singing Valentines

By Gordon Billows—Wpg Chapter Historian

A few Winnipeg Chapter members can still remember the “thrill” of delivering Singing Valentines. Yes, there was a lot of work that needed to be done in the months prior to the February deliveries, but the payback (apart from the \$\$\$\$) was well worth it.

Here are some “behind the scene” details that the organizers and quartet members addressed—available established or newly formed quartets, members might learn more than one part if necessary, need tuxedo and red accessories, polish up the two Valentine songs (Let Me Call You Sweetheart and Heart of My Heart), prepare the script, order chocolate hearts from Mordens, arrange for the red roses, prepare personalized Valentine card, locate the cameras (Polaroid then digital) to capture the Singing Valentine moment (the drivers usually took the pictures), arrange for radio and hard copy promotion, schedule quartets according to time slots and locations within the city, etc..... Yes, quite a bit of “work”, but we will remember some of the beautiful, funny, romantic, etc stories the quartets told the general membership after the event.



WE WERE VERY BUSY, BUT “SINGING VALENTINES” WAS DEFINITELY WORTH THE EFFORT!

Well, this past Monday, Feb. 6th, our TIP (Treble in Paradise) quartet had a rehearsal, our last one for several weeks, because Ken and Wendy were going down to Palm Springs. I had received several emails from US Chapters advertising their Singing Valentine programs. **Some offered virtual and phone Singing Valentines!** Would this work in Winnipeg? Being a former Science Teacher, I thought, let’s follow the scientific method and do a “music experiment”!

TIP members agreed, in the previous week, that we could do about 10 **PHONE** Singing Valentines on that Monday. We approached several Wpg. members on Friday at the Seine River gig and offered to deliver a Singing Valentine to their spouses. The “script” went something like this: *“Hi ____, Feb 14th is just about a week away and your dear husband/wife ____ has asked our quartet to sing this special Valentine greeting for you—“Let Me Call You Sweetheart” and “Heart of My Heart”. Have a good evening!”*

The Wpg members, that agreed to be part of this experiment, were phoned on Monday to confirm their call time. TIP rehearsed and started phoning at 7:45. We practiced by “delivering” our Singing Valentine message to our spouses. Hey, it worked and we continued down the list. It was so nice to hear all the good comments from the spouses and members. We also asked and got some very useful feedback on how Singing Valentines worked using phones. Yes, it was a lot of FUN and we believe that we should try this again!

Say “I Love You” the River City Sound way!

PROJECT TAG75



In celebration of our 75th anniversary of harmonizing together, the Music Committee offers a unique creative opportunity, open to Chorus members and Alumni:

All are invited, individually or with others, to WRITE the lyrics for A TAG honouring the occasion.

1. Go to barbershoptags.com (or another tag website - there are many! Just Google!).
2. Search, listen, watch. Find a tag that 'works' for you and your singing partners for this purpose {read on!}; download the sheet music.
3. Develop lyrics that celebrate RCS's 75th anniversary.
4. Write your RCS lyrics under/adjacent to the notation

You can stop there and **submit** - details tbd

OR

5. Find four people to perform it, including yourself or not; record a video of it on your phone; **submit** along with the notation and lyrics.

Your reward: seeing/hearing it come to life!

Have fun!

*River City
Sound*



The term woodshedding in music means more than just practicing. It is a recognition of the need to sequester oneself and dig into the hard mechanics of the music before you can come back and play/sing in public.

TO BRIGHTEN YOUR SPIRITS DURING THESE TRYING TIMES

Speaking of words . . .

A palindrome is a word, sentence, verse, or even number that reads the same backward or forward. Here are some examples: *civic*, *racecar* level, *Was it a car or a cat I saw?*, *A man, a plan, a canal, Panama!* The longest palindrome in English is often considered *tattarrattat*, coined by James Joyce in his 1922 *Ulysses* to imitate the sound of a knock on the door.

How many word palindromes can you think of?
Sentences?



From Valentine’s Day cards to messages from your mom, a typical sign-off to show love and affection is XOXO. The X stands for kiss and the O stands for a hug—but why? Well, the origins of these symbols is uncertain, but we can make some educated guesses about where they come from.

Why is X the symbol for a kiss?

The use of X as a symbol is believed to date back to the Middle Ages, when most people were not literate. They would use the letter X—or a cross—to sign documents as a display of faith and indication of their sincerity. They’d also kiss the cross as another symbol of trustworthiness: a literal “seal with a kiss.” In these instances, the X represented the sign of the cross and Christ because of its connection to the Chi-Rho, a Christian symbol. The first two letters of Christ in Greek (ΧΡΙΣΤΟΣ) are chi and rho, and chi looks like X.

It’s possible that the X also became connected with kissing because it looks like two puckered lips. No matter its history, the letter X was used in letters to symbolize a kiss back in the 1700s.

Why is O the symbol for a hug?

The origins of how O came to represent a hug are even more uncertain, though some connect its use to illiterate Jewish immigrants who came to the US who may have signed documents with an O. They did this in contrast to the Christian X. Eventually the letter came to represent a hug.





Another possibility is that the O is used to represent hugs because it simply looks like someone encircling their arms in a hugging gesture. It’s also possible that the O came to mean “hug” because of its prior association with X from the game tic-tac-toe.

The practice of pairing O with X as a sign-off in a letter as XOXO is a fairly modern one and didn’t see widespread use until the 1960s. The TV series *Gossip Girl* also popularized its use, as each episode ended with a signature voiceover, “XOXO, Gossip Girl.”

Despite the complicated origins of these symbols, these days it is widely accepted that XOXO means “hugs and kisses.” In the United Kingdom, use of XX (meaning “kisses”) as a sign-off is particularly popular, though the practice remains less common in North America, where XOXO is the more common formulation.



~ February 2023 ~

Sunday	Monday	Tuesday	Wednesday	Thursday	Friday	Saturday
			1 Happy Birthday Brian Strong Music Cmte 5:30 Rehearsal 6:55	2	3 Seine River Retirement 2:00	4
5	6	7	8 Exec Cmte 5:30 Rehearsal 6:55	9	10	11
12	13	14 	15 Rehearsal 6:55	16	17	18
19	20 Louis Riel Day 	21 Lindenwood Show 7:00 p.m.	22 Rehearsal 6:55	23	24	25
26 Happy Birthday Rob Smith	27	28				

~ March 2023 ~

Sunday	Monday	Tuesday	Wednesday	Thursday	Friday	Saturday
			1 MUSIC cmte 5:30 Rehearsal 6:55	2 Happy Birthday Bruce Wilton	3	4
5 Happy Birthday Jerry Muscovitch	6	7 Happy Birthday Gary Miles	8 Exec Cmte 5:30 Rehearsal 6:55	9	10	11
12	13	14	15 Happy Birthday Rosanne Laboissiere-Gee. Rehearsal 6:55	16	17 	18
19	20	21	22 Rehearsal 6:55	23 Happy Birthday Gayle Wharton	24	25
26	27	28 Happy Birthday Herold Driedger	29	30	31	

River City Sound



Notes 4 U

This is the official weekly bulletin of the River City Sound Chorus. For more information about us, go to our website:

www.rivercitysound.ca

Editor - Mae Denby

Unless carrying a by-line or some form of credit to borrowed sources, all items in this bulletin are by the editor and do not necessarily reflect the opinions of the chapter or board. If anyone wishes to contribute anything to the next Notes 4 U, wishes to subscribe or un-subscribe, or has questions about any of the items in Notes 4 U, contact the editor.



2023 Chapter Executive

President: Rob Smith

Executive VP: Wendy Lamont

Past President: Paul Bullock

VP Membership & Chapter Development: Rosanne Labossiere-Gee

VP Music & Performance: Les Creek

VP Marketing & Public Relations: Becki Ammeter

Secretary: Shirley Christie

Treasurer: Bruce Wilton

Chorus Manager: Len Paluck

Board Members at Large: Herold Driedger

2022 Music Committee

VP Music & Performance: Les Creek

Chorus Directors: Sherrie Bredesen, Larry Hunter

Tenor Section: Becki Ammeter

Lead Section: Chris Magas **Assistant** Charlie Siegal

Baritone Section: Len Paluck, John Latham

Bass Section: Larry Bredesen,

Performance & Staging: Gayle Wharton

Music Research: Duncan Zaluski

Sheet Music Librarian: Len Paluck

Learning Track Librarian: Duncan Zaluski

2023 Leadership Positions

Accountant: Gary Miles

In-person Meeting Attendance: Norm Silverberg

50/50: Norm Silverberg

Awards Banquet Chairs: Gary & Ricki Miles

Learn to Sing Better Program: Wendy Lamont

Grey Cup Pool Chair: Rob Smith

Historian: Gordon Billows

Notes 4 U Team: Mae Denby, Becki Ammeter

Refreshments: **Need Volunteer**

Sing Canada Harmony: Gordon Billows

Sunshine: Charlie Siegel

Wardrobe: Charlie Siegel

Women's Wardrobe Committee: Becki, Gayle, Sherrie, Wendy

Website: (update and maintain) Chris Magas

Spring Show Producer: Mae Denby

Spring Show Chairperson: **Need Volunteer**

Spring Show Vice-Chair: **Need Volunteer**

LOL District Chapter Advocate: Gordon Billows

Historian Assistant: **Need Volunteer**